

# INCREASED RISK & INSTABILITY

## MONTHLY OVERVIEW FEBRUARY 2012

PREPARED FEB 4, 2012

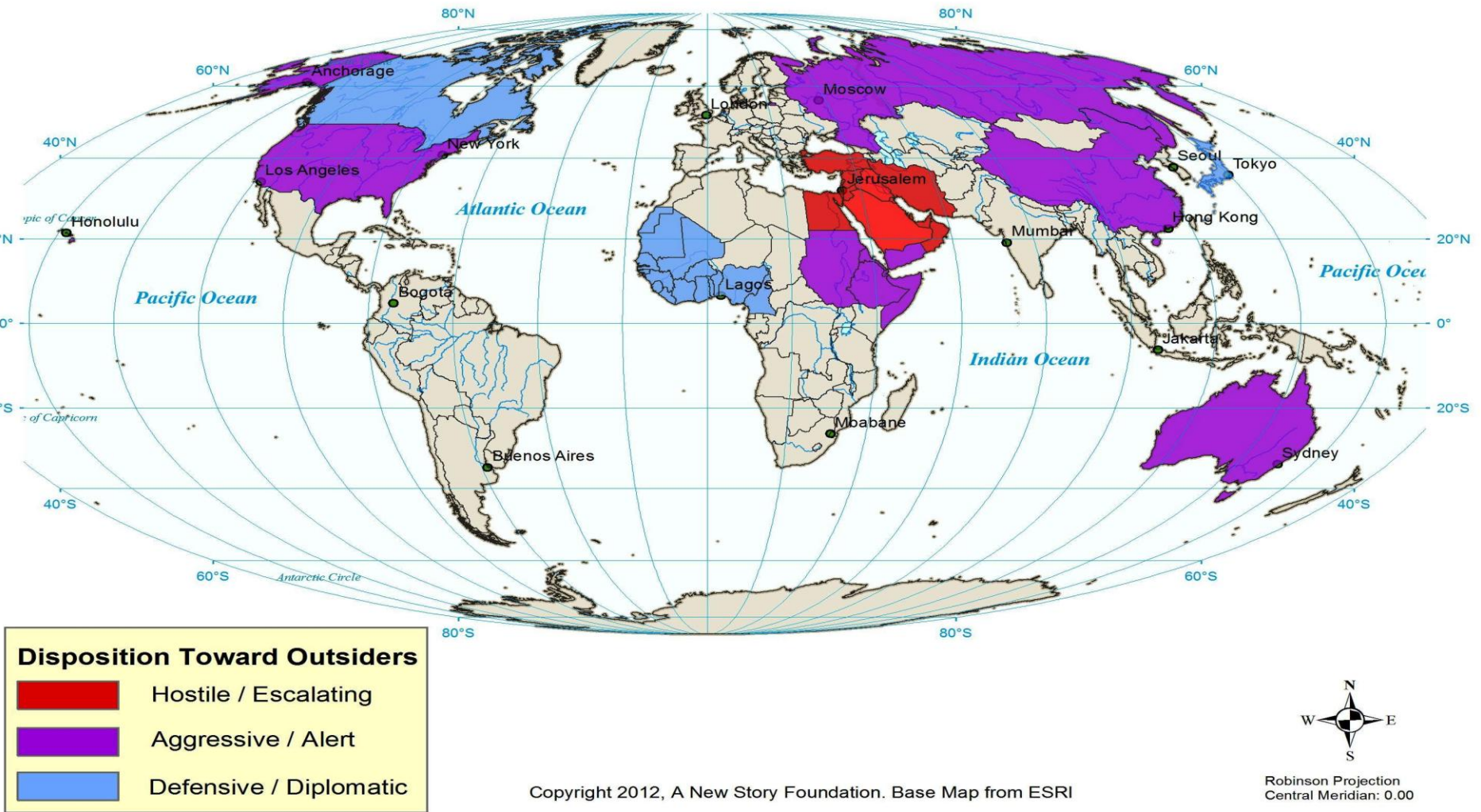
Copyright 2012, A New Story Foundation

# HIGHLIGHTS:

- Analysis of February 2012 global mood and perception patterns indicates:
  - Sharp escalation of Middle East situation.
  - High market volatility, risk aversion.
  - Possible destabilizing event in Japan.

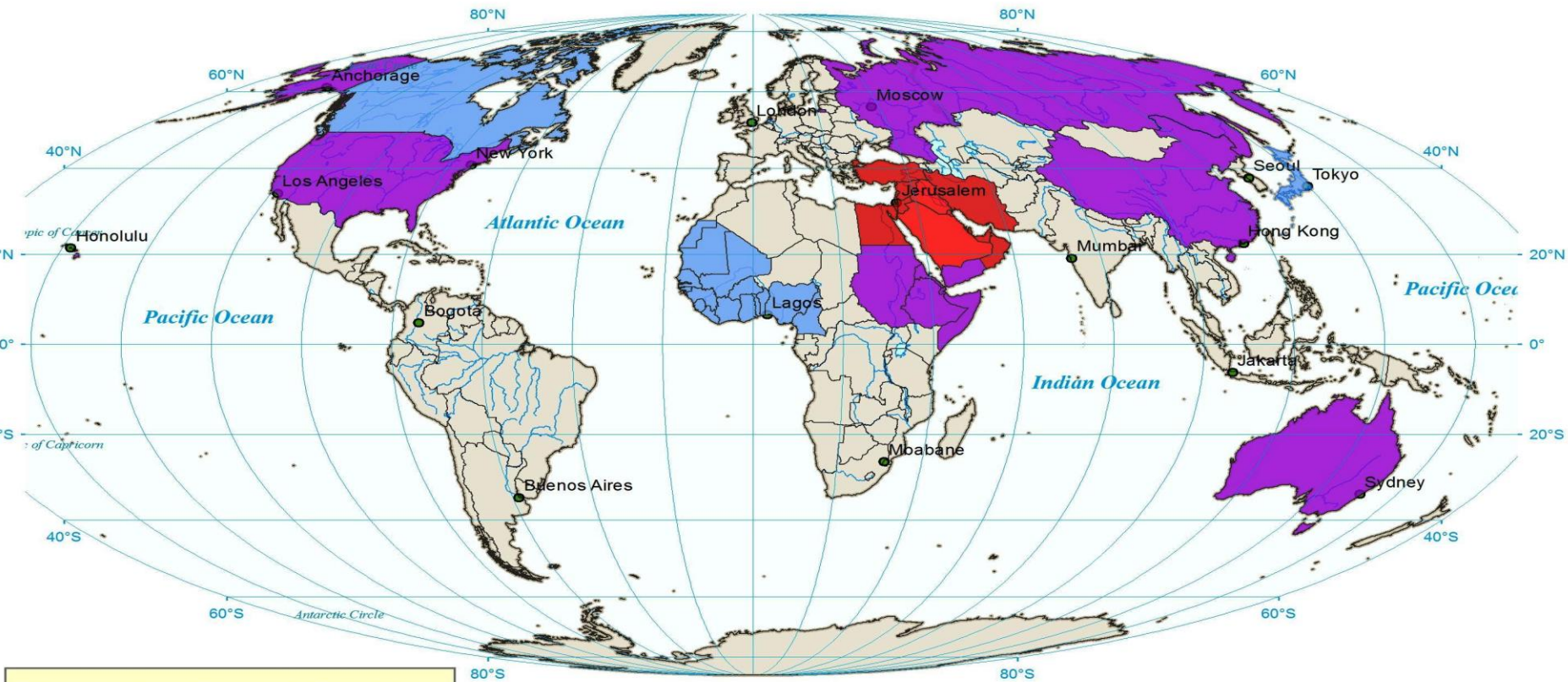
WHAT IS THE  
GEOPOLITICAL OUTLOOK  
IN FEBRUARY 2012?

# Projected Geopolitical Posturing - Feb. 2012






This map shows the areas of the world most at risk of geopolitical escalation. The entire Middle East region is a primary hotspot.

# Projected Geopolitical Posturing - Feb. 2012



**Disposition Toward Outsiders**

	Hostile / Escalating
	Aggressive / Alert
	Defensive / Diplomatic

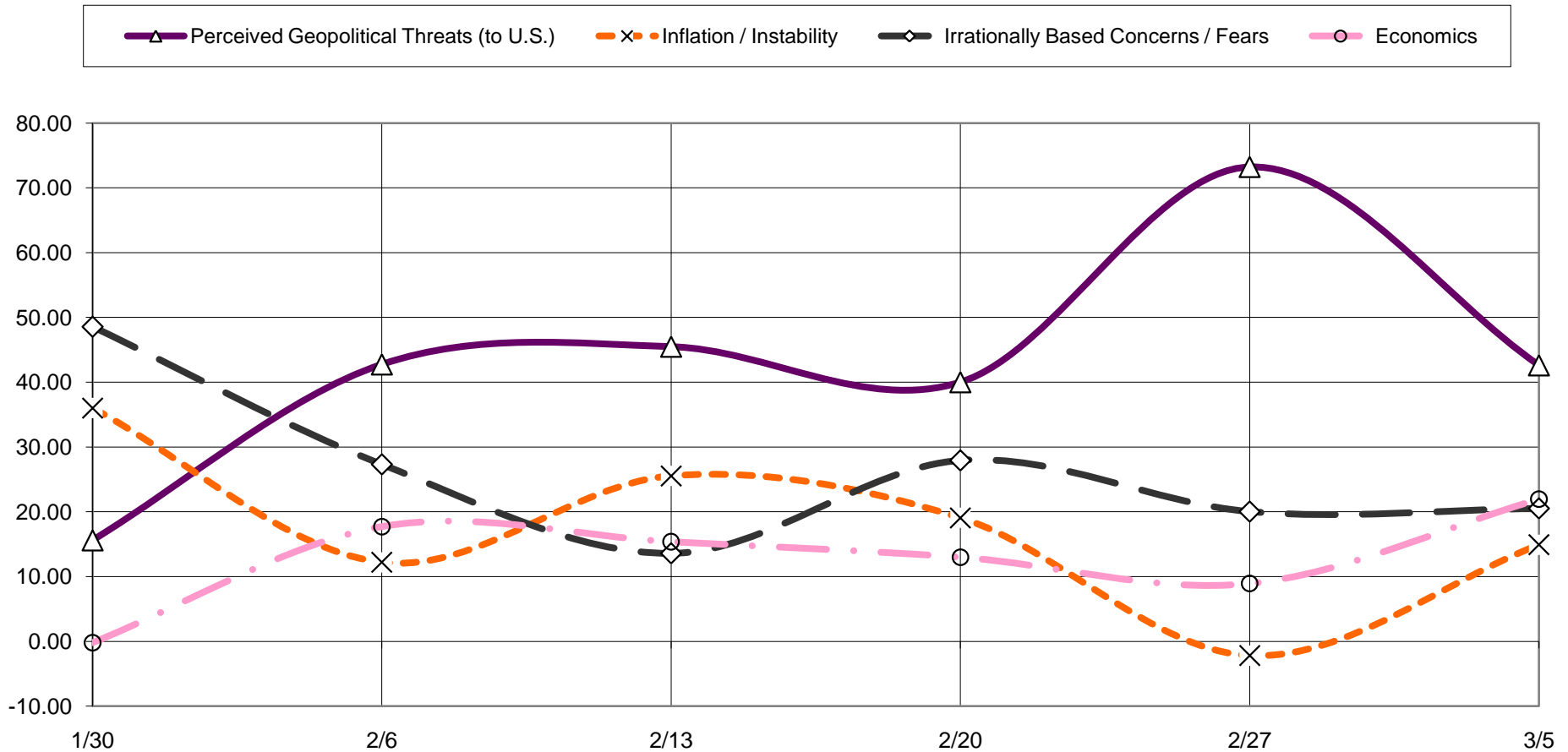
Copyright 2012, A New Story Foundation. Base Map from ESRI



Robinson Projection  
Central Meridian: 0.00

Risk is centered around Israel / Syria. The Persian Gulf area / Iran is also included in the high risk area. This represents a sharp escalation in the Middle East situation from recent months.

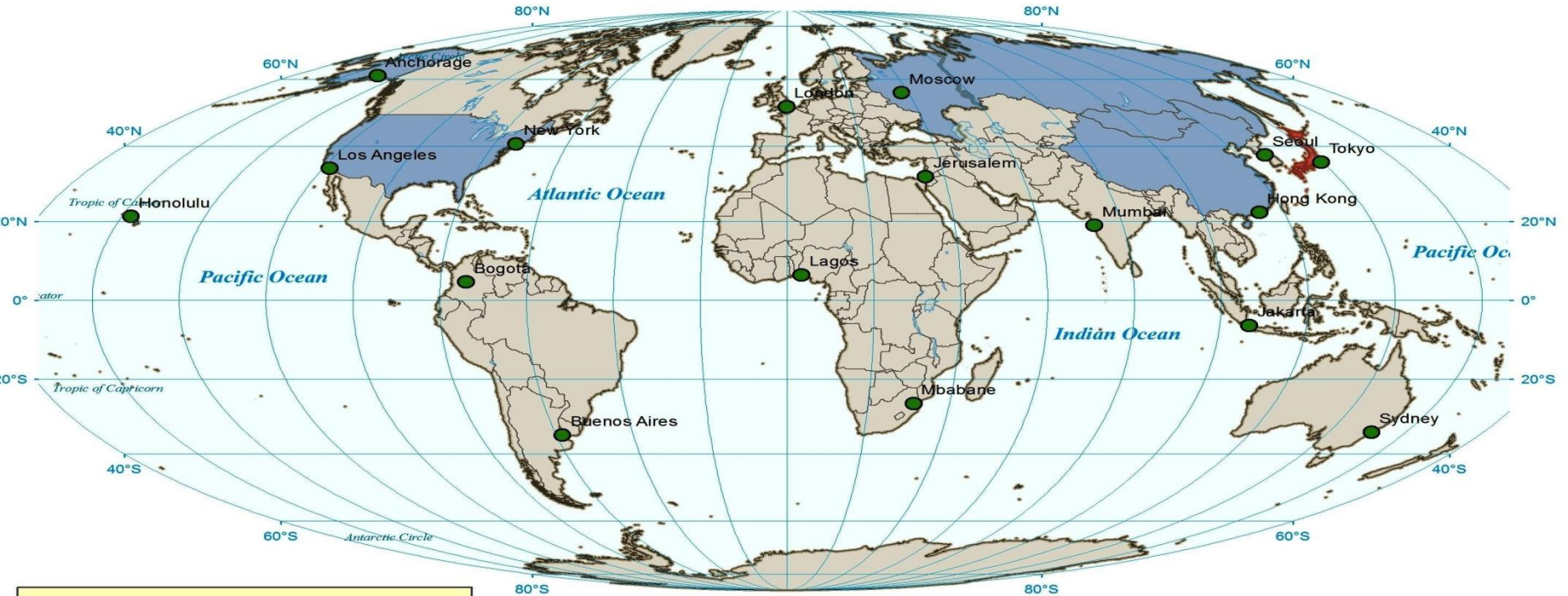
## Factors (percent) Contributing to the Price of Crude Oil



This chart indicates that the primary concern in the energy markets is geopolitics. This focus begins near the first weekend of February, and is most prominent near the end of the month.

WHAT IS THE  
SOCIOECONOMIC PICTURE  
FOR FEBRUARY 2012?

# Social Instability Factors - February 2012



## Social Instability Factors

- Economic
- Unrest/Chaos/Violence

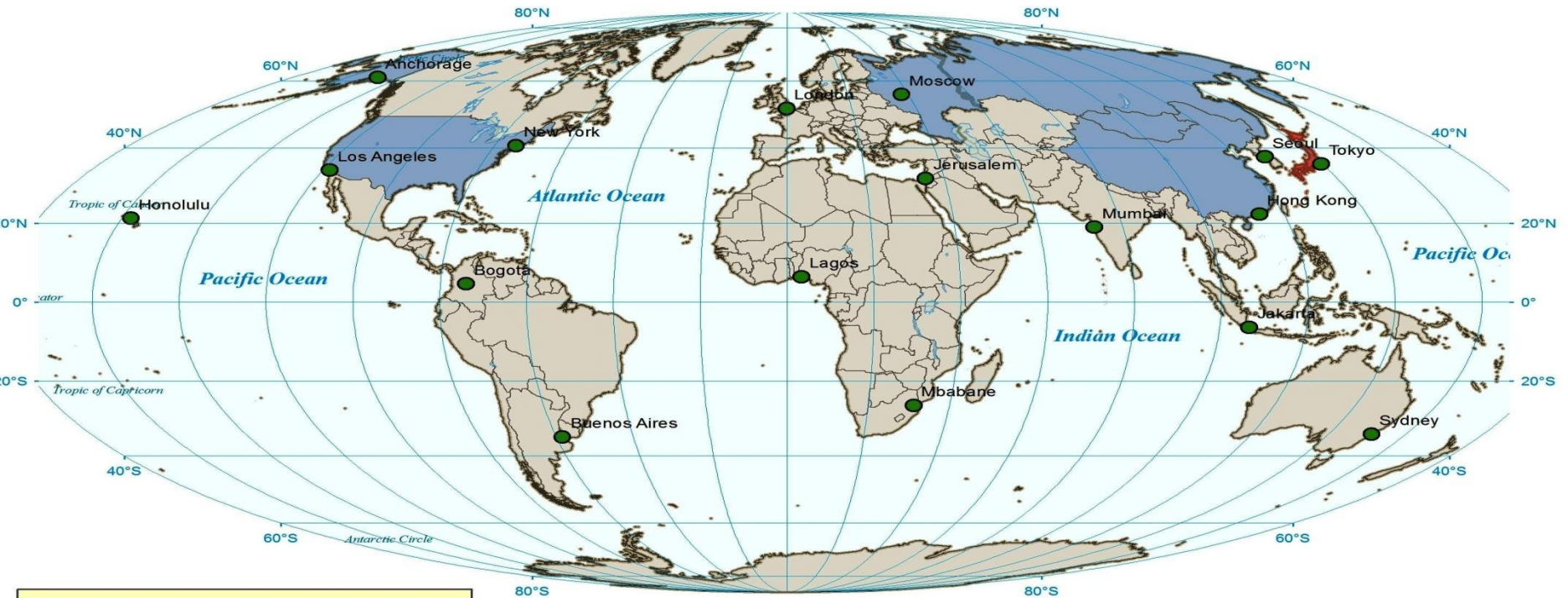
Copyright 2012, A New Story Foundation. Base Map from ESRI




Robinson Projection  
Central Meridian: 0.00

China, Russia, and the United States show a strong increase in economic risks. This configuration is often manifested in market volatility / instability, a contraction in spending and hiring, and increased public anxiety.

# Social Instability Factors - February 2012



## Social Instability Factors

 Economic

 Unrest/Chaos/Violence

Copyright 2012, A New Story Foundation. Base Map from ESRI

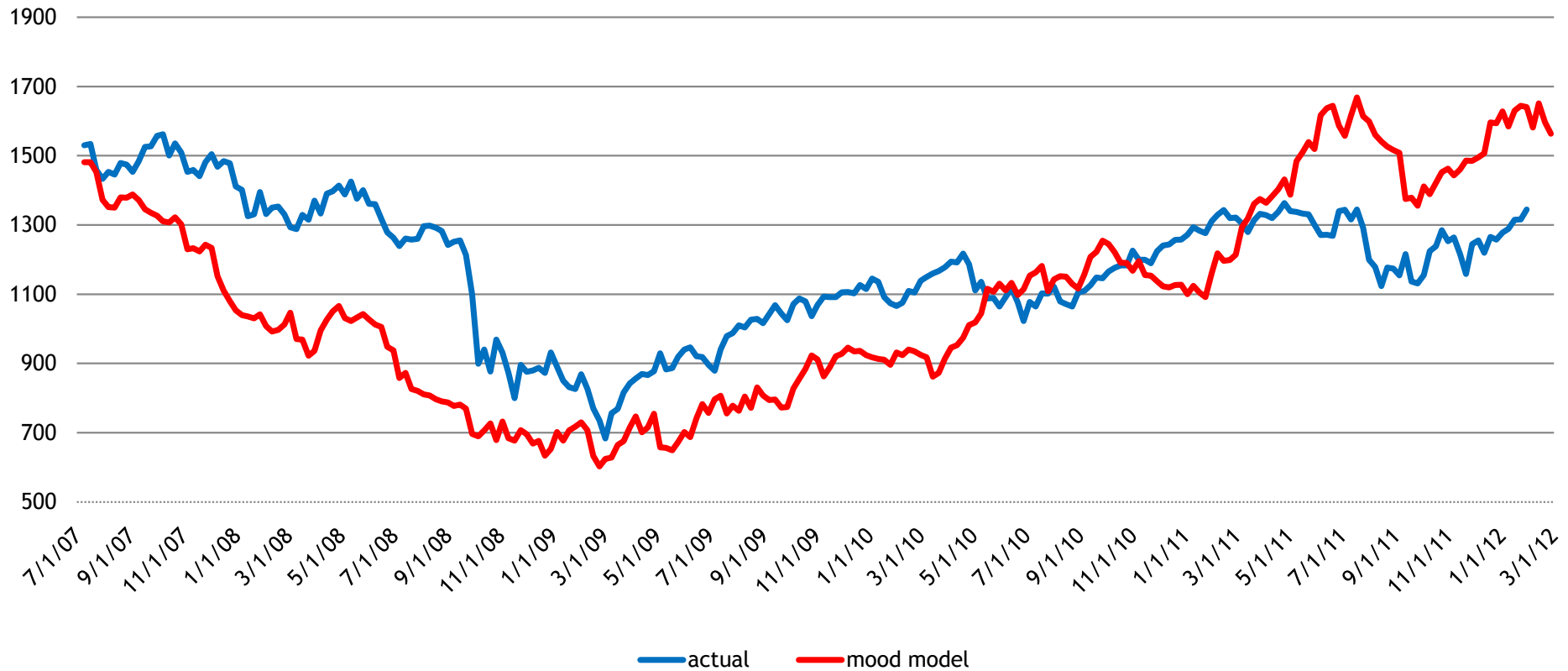


Robinson Projection  
Central Meridian: 0.00

Increased societal “chaos” is indicated for Japan. This configuration is often accompanied by protests, unrest, or disruptive events of some type.

# Weekly Forecast Generated by Social Mood Model vs. Actual S&P

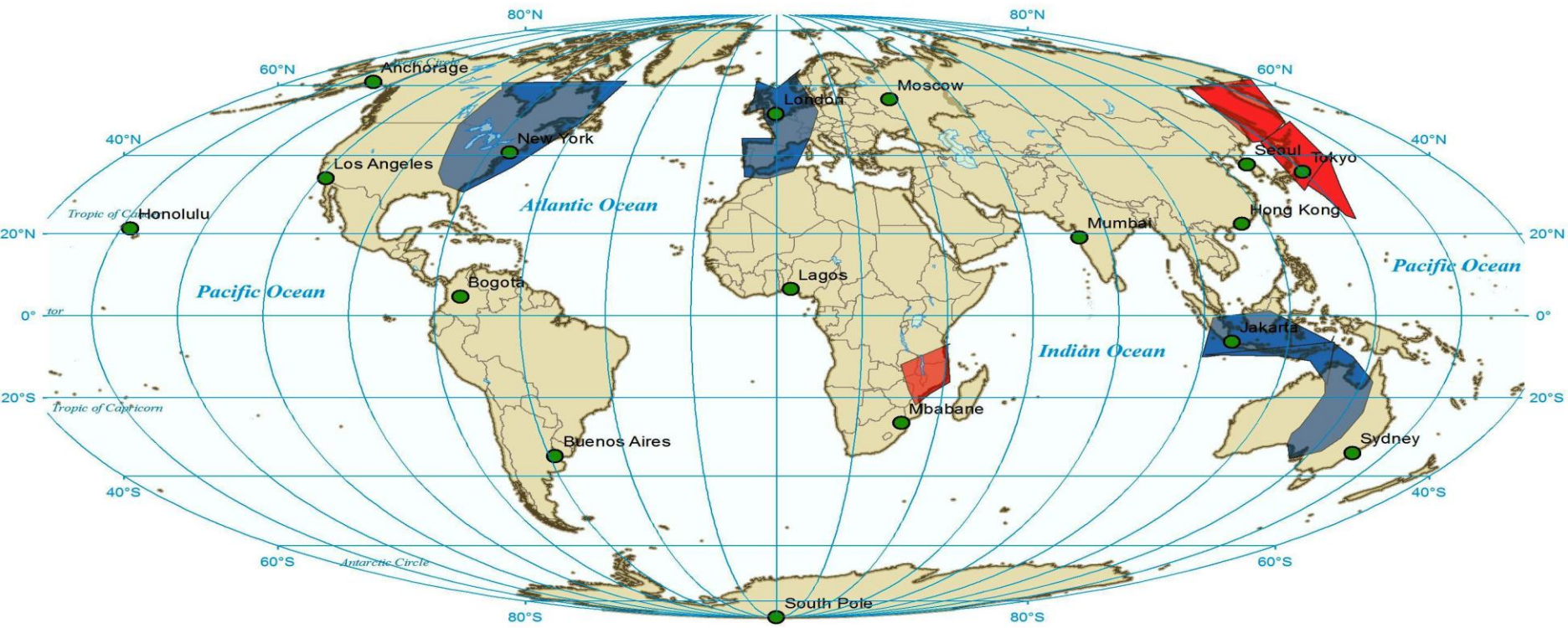
as of February 3, 2012



This chart shows stock market projections from the Market Mood Model through February 2012. Actual stock market data is through February 3. While February turbulence in this chart may look like a minor blip, in the big picture, this is likely the beginning of a sharp decline that could last into 2013.

ARE THERE ANY  
SIGNIFICANT NATURAL  
EVENTS PROJECTED FOR  
FEBRUARY 2012?

# Human Perception of Nature - February 2012



**Perception of Nature / the Earth**

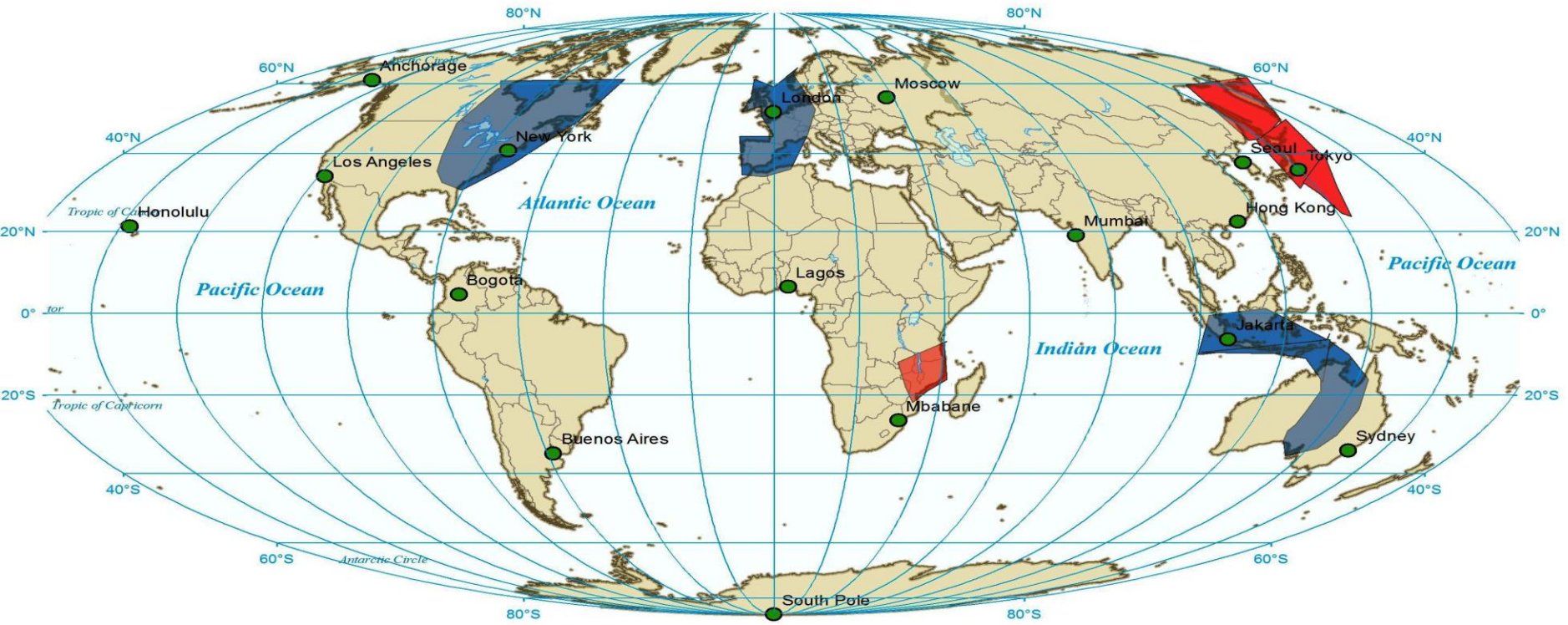
- Nature is hot, active, in motion
- Nature is wet, stormy, snowy

Copyright 2012, A New Story Foundation. Base Map from ESRI



Robinson Projection  
Central Meridian: 0.00

Increased risk of storms in Eastern United States, Canada, and Europe. Heavy rain, flooding, and/or a possible cyclonic event is indicated for parts of Indonesia and Australia.

# Human Perception of Nature - February 2012



## Perception of Nature / the Earth

-  Nature is hot, active, in motion
-  Nature is wet, stormy, snowy

Copyright 2012, A New Story Foundation. Base Map from ESRI



Robinson Projection  
Central Meridian: 0.00

There's an increased risk of tectonic activity in Southern Africa and Japan. Because of the indications from the social map, Japan may be at risk for another moderate earthquake and/or new problems from radiation (waters off of Japan are also indicated at risk).

# CONCLUSION

- Strong increase in instability this month
  - February marks a shift in social mood and perception
  - Risks for instability are in all three areas we monitor
    - Socioeconomic
    - Geopolitical
    - Environmental
- FYI - longer range projections show this is only the beginning of a period of increased instability

# A NEW STORY FOUNDATION

- Cutting-edge research in  
Sustainability

For more info:

Visit the MoodCompass Project at  
<http://moodcompass.com>

# CREDITS

Source:

A New Story Foundation projections  
of global mood and perception

Analysis team supervised by:

Dr. Cari Bourette