

**MOODCOMPASS®**  
SNAPSHOTS OF THE MOOD CYCLES OF  
NATURE AND CIVILIZATION

***As the U.S. Withers, and the Dollar Dies***  
September 2011

Highlights: Societal anger turns to gloom and despair · U.S. Dollar in  
freefall · Global leaders in damage control mode · In Nature:  
Storms, volcanoes, and earthquakes.

Published August 27, 2011  
© 2011 A New Story Foundation

<http://www.anewstory.org>

## AS THE U.S. WITHERS, AND THE DOLLAR DIES

It may be because this is the ten year anniversary of the September 11 attacks, and the media is reinforcing a societal remembrance of a very traumatic moment in U.S. history. It could be due to recent events or because of some new tragedy right around the corner. For whatever reasons, the social mood surrounding the 9/11 anniversary is depressing, the perception of the U.S. government is of an entity that is in serious trouble, and projections for the U.S. Dollar show that it could be in freefall. Often such depressing moods on a societal level find temporary relief in expressions of violence or warfare. With such a mood reflecting a global sentiment, will a token global “bad child” act out to divert our attention in the near future?

### HIGHLIGHTS

#### **Socioeconomic and Geopolitical events:**

There are three major periods indicated for September--

September 1 - 6 **Angry and Divided.** People are feeling angry; there's a higher risk of violent outbursts. U.S. government is in panic mode, strong leadership is needed. Global leaders appear to have little or no ability to effect needed changes.

September 7 - 22 **[Tales of] the Demise of the U.S. (or U.S. Dollar).** The U.S. government is not well; its condition appears deserved or the consequences of previous actions. “Death of the Dollar” concerns may be voiced as U.S. Dollar may appear to be in freefall. World leaders are in damage control mode, trying to stabilize the system.

September 7-14 **Gloom, Despair, and Dying.** People are gloomy and despairing. They may be focused on themes of death and dying in the news.

September 15 - 22 **Panic.** People are distressed about all that is going on (or not being done about it).

September 23 - 30 **Turning the Page.** While there may be a moment of relief, people in general are worried. They don't know what to do, or what might be coming next. The U.S. Dollar should pause in its decline and may even rebound sharply. The U.S. government is seen as in disarray, secretive, or evil. Government approval ratings may fall further. Global leaders appear to have little to no ability to effect needed changes.

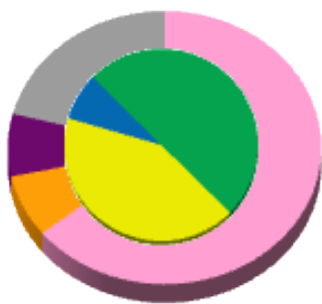
#### **Global natural events:**

September 1 - 14 **Sunny, Stormy, and Active.** Elevated risk of storms, floods, and volcanic eruptions mixed with what may be relatively benign weather.

September 15 - 26 **Nature vs. Civilization.** Watch for some disruptions to travel, communications, food production or food distribution. Elevated earthquake risk.

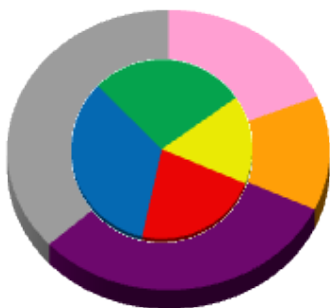
September 27 - 30 **Hot, Active.** Look for occasional storms and continued heat.

SEPTEMBER 2011

**Global System – Constrained, Seeking Stability and/or Peace.**

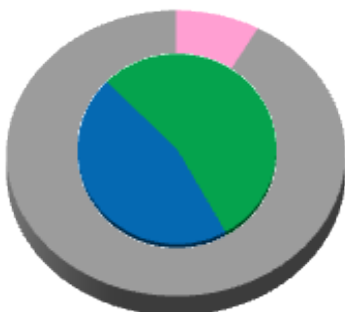
Global leaders appear to have little or no ability to effect needed changes. Their focus is economic and/or geopolitical stability.

(Mood factors: NE+, NW, N+, E, S-)



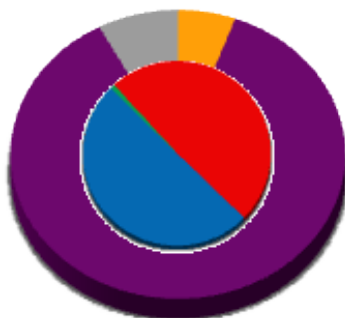
**Human Societies – Irrational, Somber, in Transition.** People in general are disillusioned and quite serious. They are fed up with the news (e.g. global violence, the markets and the volatility). They are leaving behind old ideologies and affiliations, and heading to even less rational beliefs and worldviews. Themes of death and dying may hold people's attention in the news.

(Mood factors: NW+, SW, SE-, W+, N, E-)



**U.S. Government – Sick, Isolated, Secretive, Dying.** There may be a perception that the U.S. government is a “has been” or that the U.S. Dollar is dead. The governmental system is seen as sick or in disarray.

(Mood factors: NW+, SE-, N+, S-)

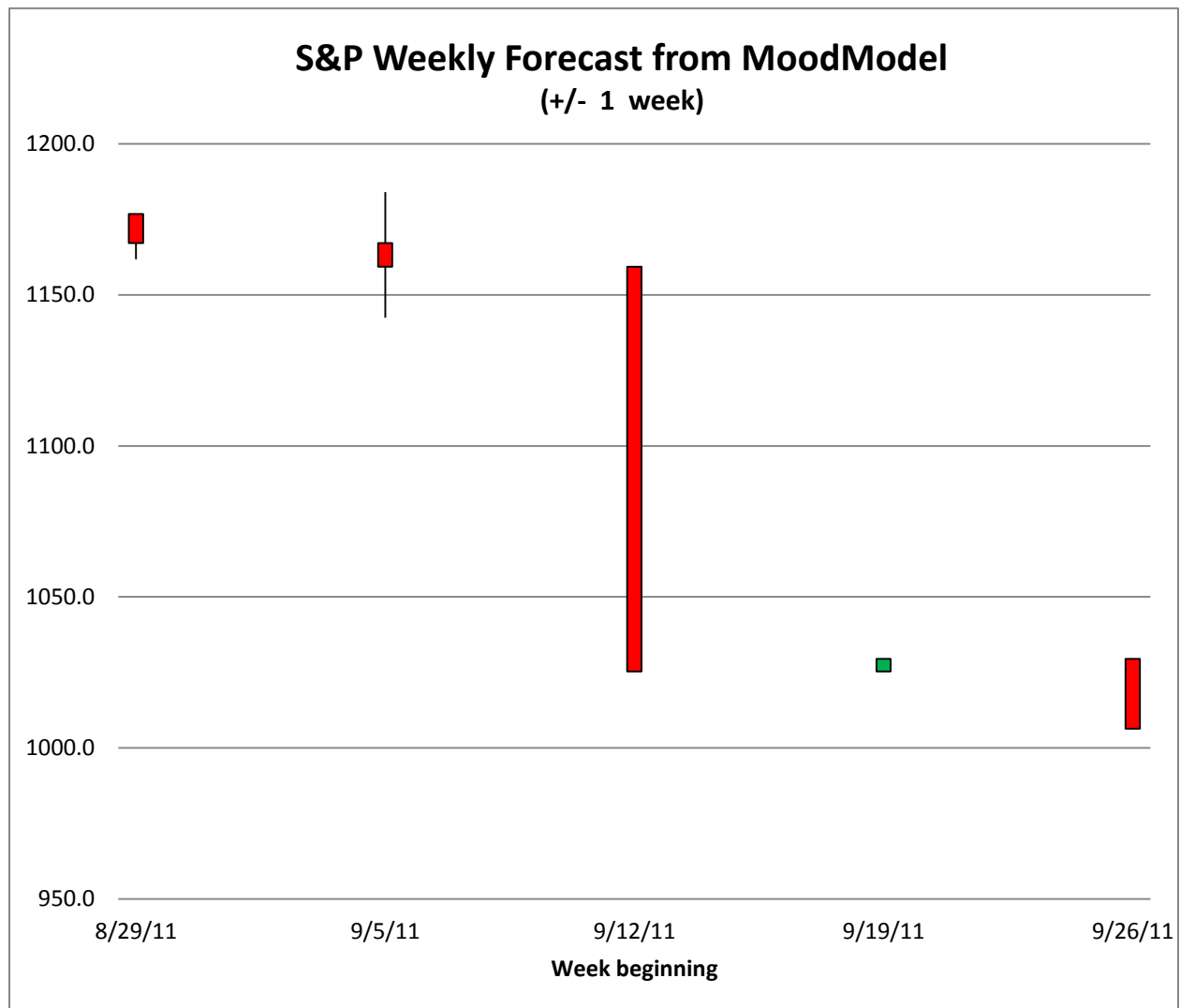


**Nature – Hot, Wet, Active.** High energy in the system allows for continued heat, storms and floods. There is an elevated risk of volcanic activity, earthquakes, and cyclones.

(Mood factors: SW+, NE-, W+, E-)

*The charts, maps, and notes on the following pages were used in the analysis for the timeline and any alerts that may have been published separately. They are included here for those interested in the technical details behind our analysis.*

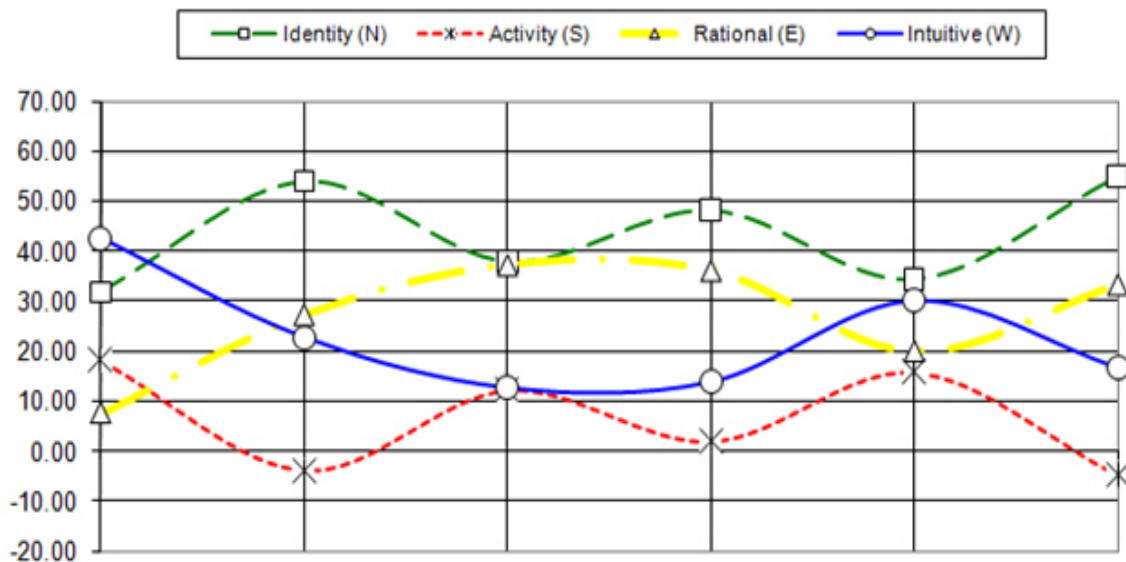
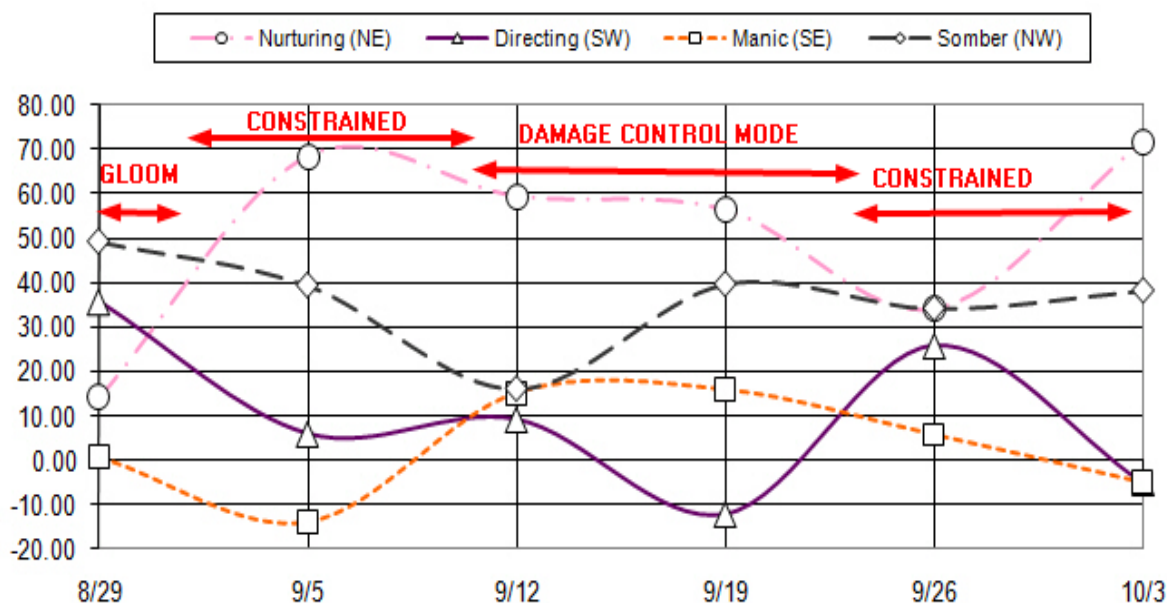
**In the stock market,** more downside is likely.



*The above chart displays the output of a model that converts the values and relationships of the Moodlines on page 6 into a stock market forecast.*

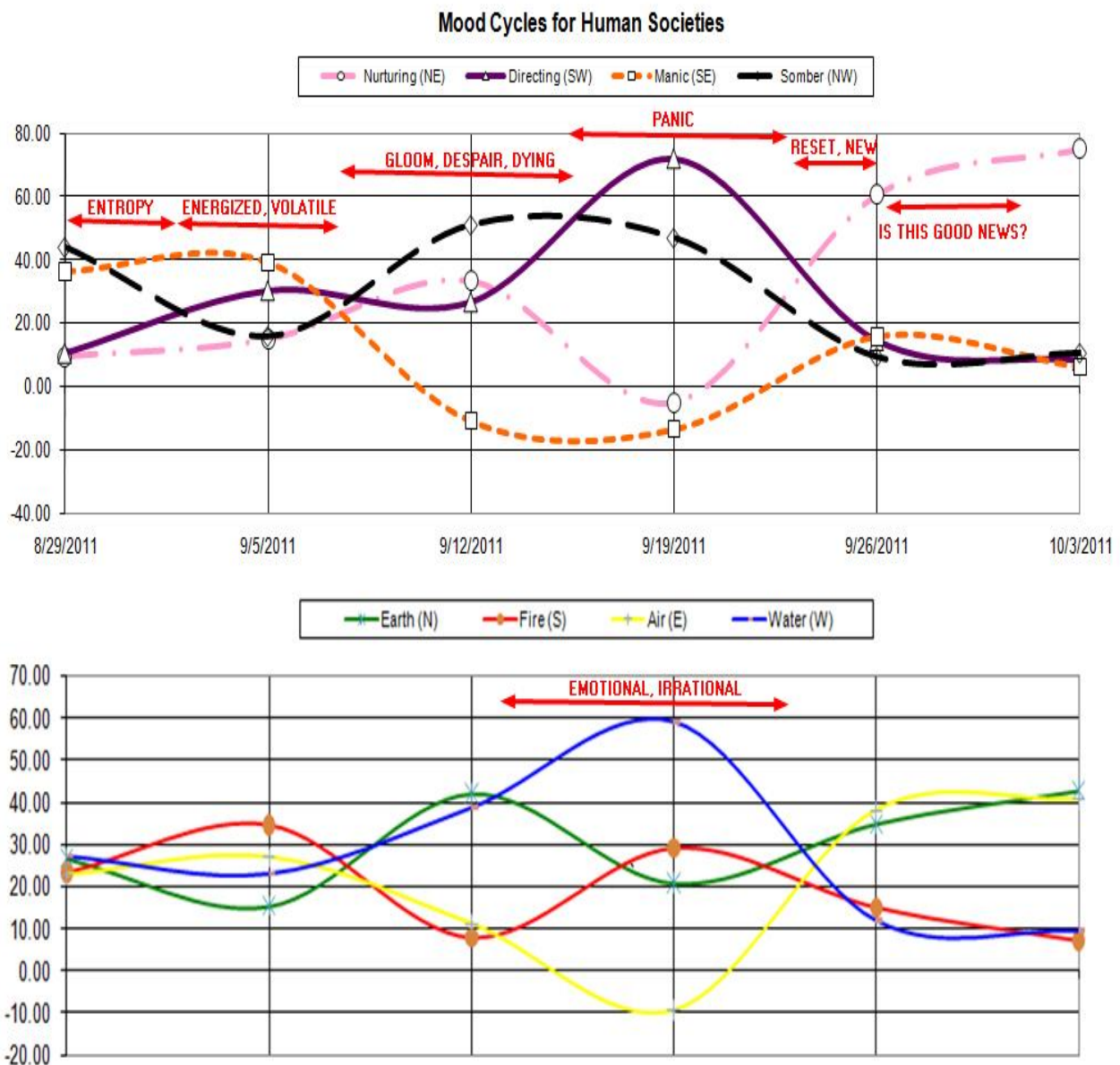
**September 2011****Global Leaders / Global Context**

8/29-30 Gloom, Transformation. Hi NW, low SE: The global context after this period is distinctly different from what went before. 8/31 – 9/8 Constrained. Hi N, NE hi: Global leaders appear to have little to no ability to effect needed changes. 9/9 – 22 Damage Control Mode. Hi NE, low SW: World leaders are trying to stabilize the system. 9/23 – 30 Constrained. HI N, NE hi: Global leaders appear to have little to no ability to effect needed changes.

**Global Mood - Context for Human Civilization**

## Human Societies

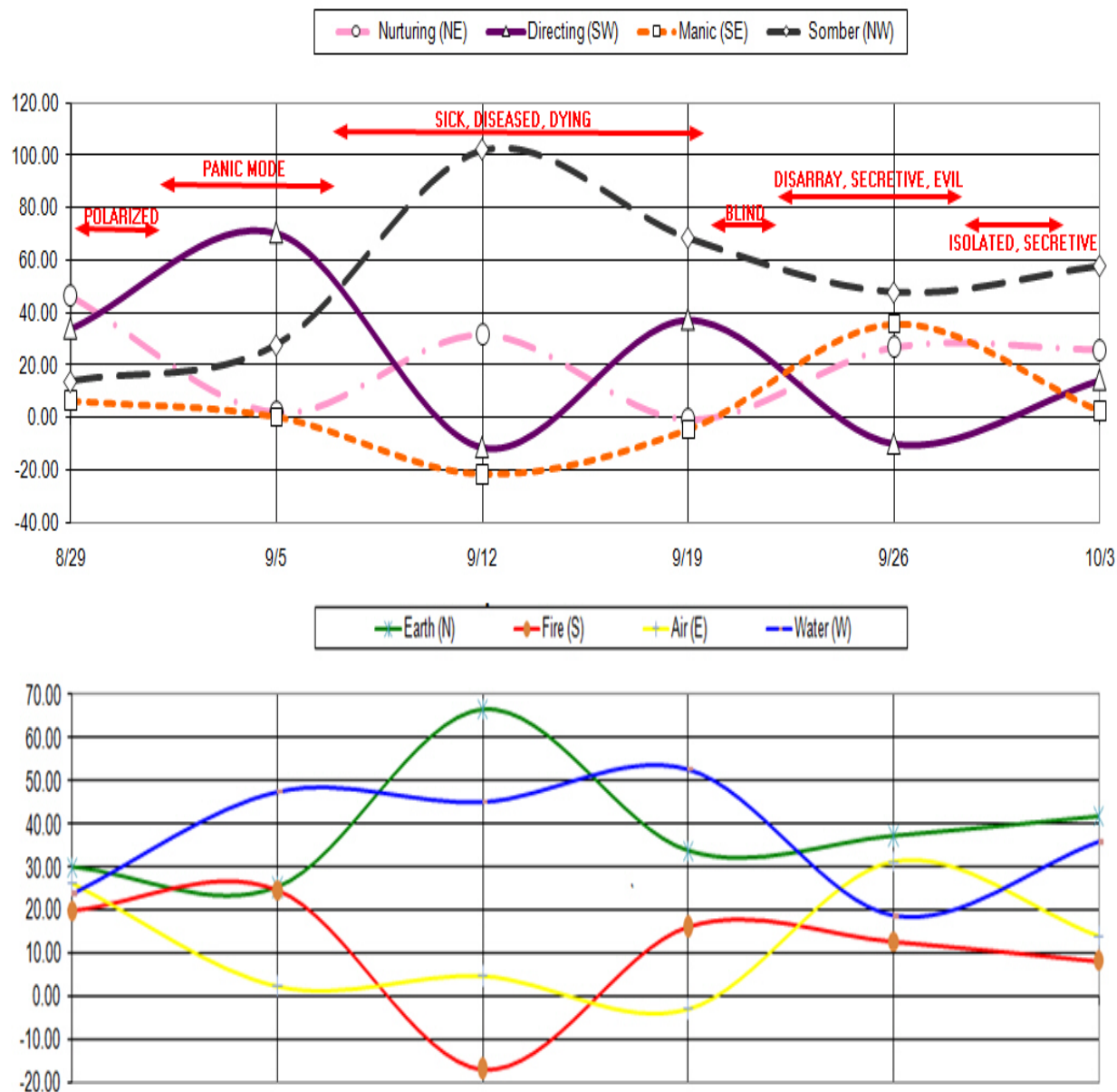
8/29 – 31 Contraction, entropy hi: People feel stuck and worried about an economy that is in decline or stagnant at best. 9/1 – 7 Energized, Volatile. Hi S: People are feeling angry and violent outbreaks are more likely. 9/8 – 14 Gloom, Despair, Dying. Hi NW, low SE. People are gloomy and despairing. They may be focused on themes of death and dying in the news. 9/15 – 22 Panic. Hi W, SW hi. People are distressed about all that's going on. 9/23 – 30 Reset; new chapter. Hi Phi, then Hi E, NE hi. Something new is happening. Initial reaction may be relief, but that may then be followed with doubt and anxiety.



## Perception of U.S. Government

8/29 – 31 Polarized, hi Phi: U.S. government is highly divided. 9/1 - 6 Panic Mode, Hi W, SW hi: U.S. government is perceived to be either panicking or causing panic. 9/7 – 19 Sick, Diseased, Dying. Hi N, NW hi: The U.S. government is not well. There is a sense of justice, as if whatever is happening is deserved or the consequences of previous actions. 9/20 – 21 Blind. Hi W, NW hi: The government is seen as blind to what is going on or has been going on. 9/22 – 27 In Disarray, Secretive, or Evil. Hi Entropy: government approval ratings could drop even further. 9/28 – 30 Isolated, Secretive. Hi N, NW hi. Unpopular, secretive or shady deals.

### Perception of the U.S Government

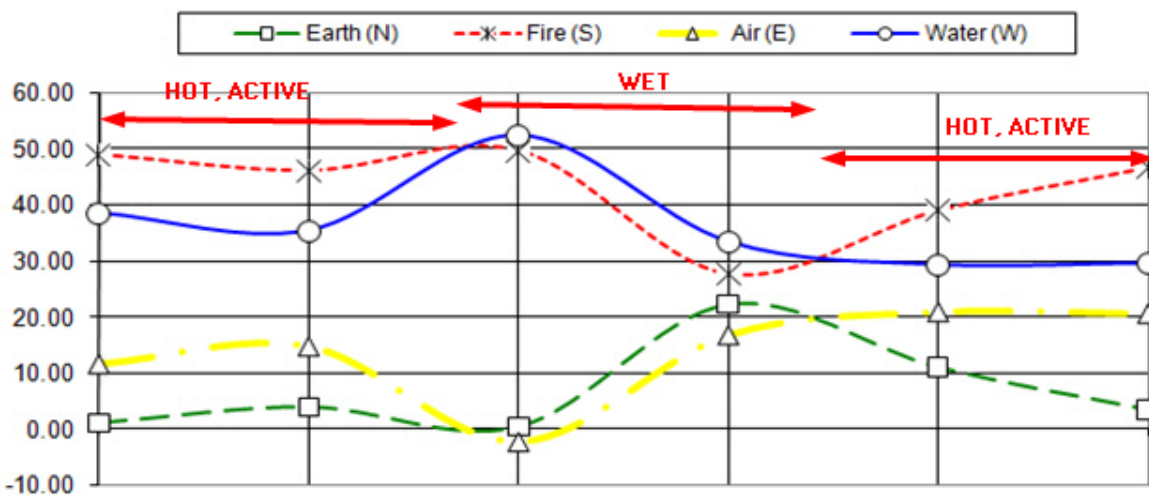
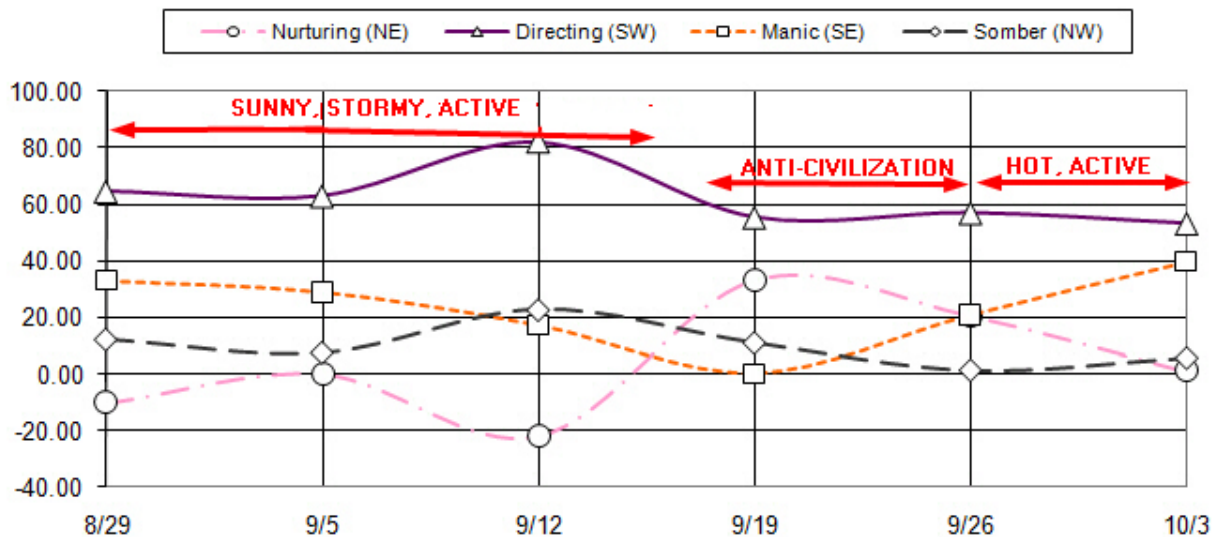




## Human Perception of Nature

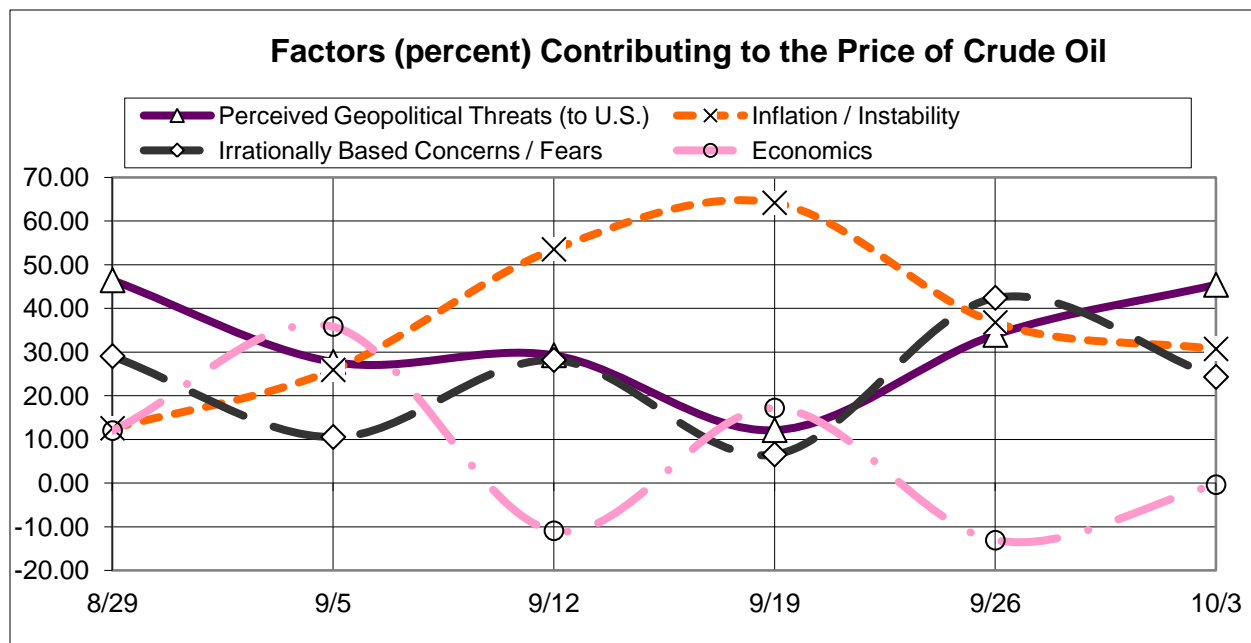
8/29 – 9/14 Nature is Sunny, Stormy, and Active. Hi SW, low NE hi: Elevated risk of storms, floods and volcanic eruptions. 9/15 – 26 Anti – civilization. Hi Phi. Watch for some disruptions to travel, communications, food production or food distribution. 9/27 – 30 Hot, Active Hi S, SW hi: Look for occasional storms and continued heat.

**Nature's Mood Cycles (from Human Perspective)**

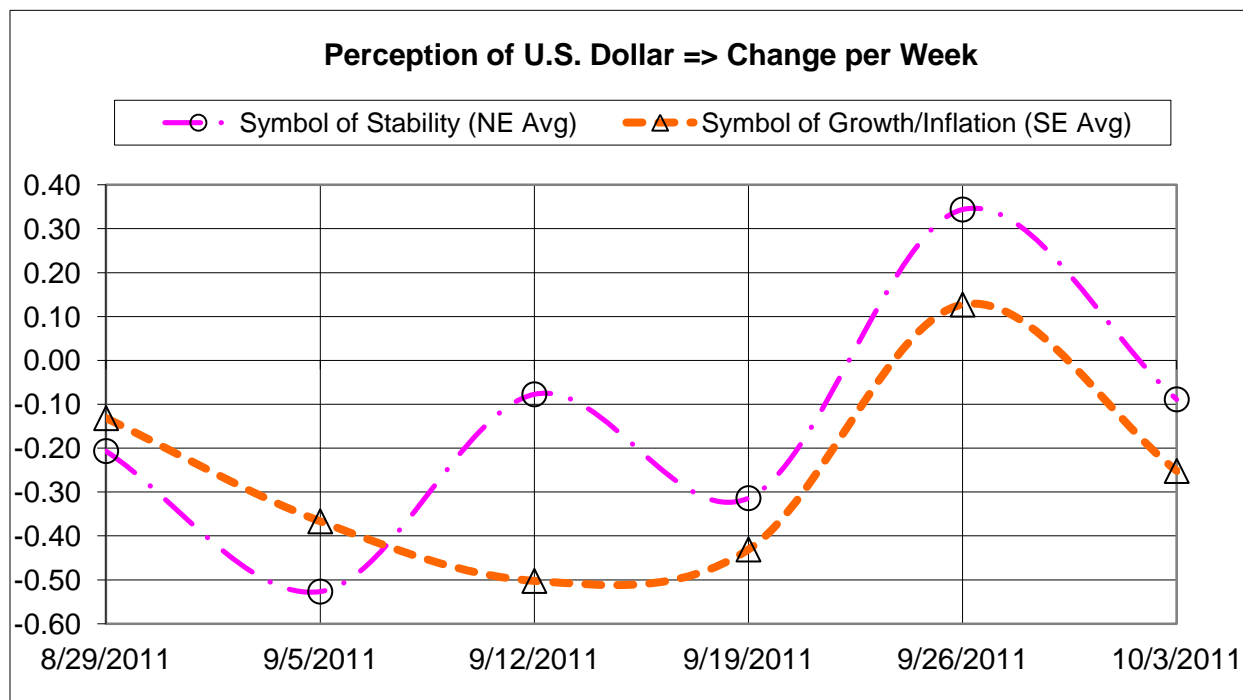




**Commodities:** Geopolitical concerns are elevated 8/29 – 9/1 and after 9/27. Economic factors affect crude prices most 9/2 – 5. The world may look quite unstable or chaotic 9/6 – 22; the effect on commodity prices is uncertain. This period does coincide with a projected Dollar sell-off, so commodities may at least be supported by inflation or Dollar devaluation.

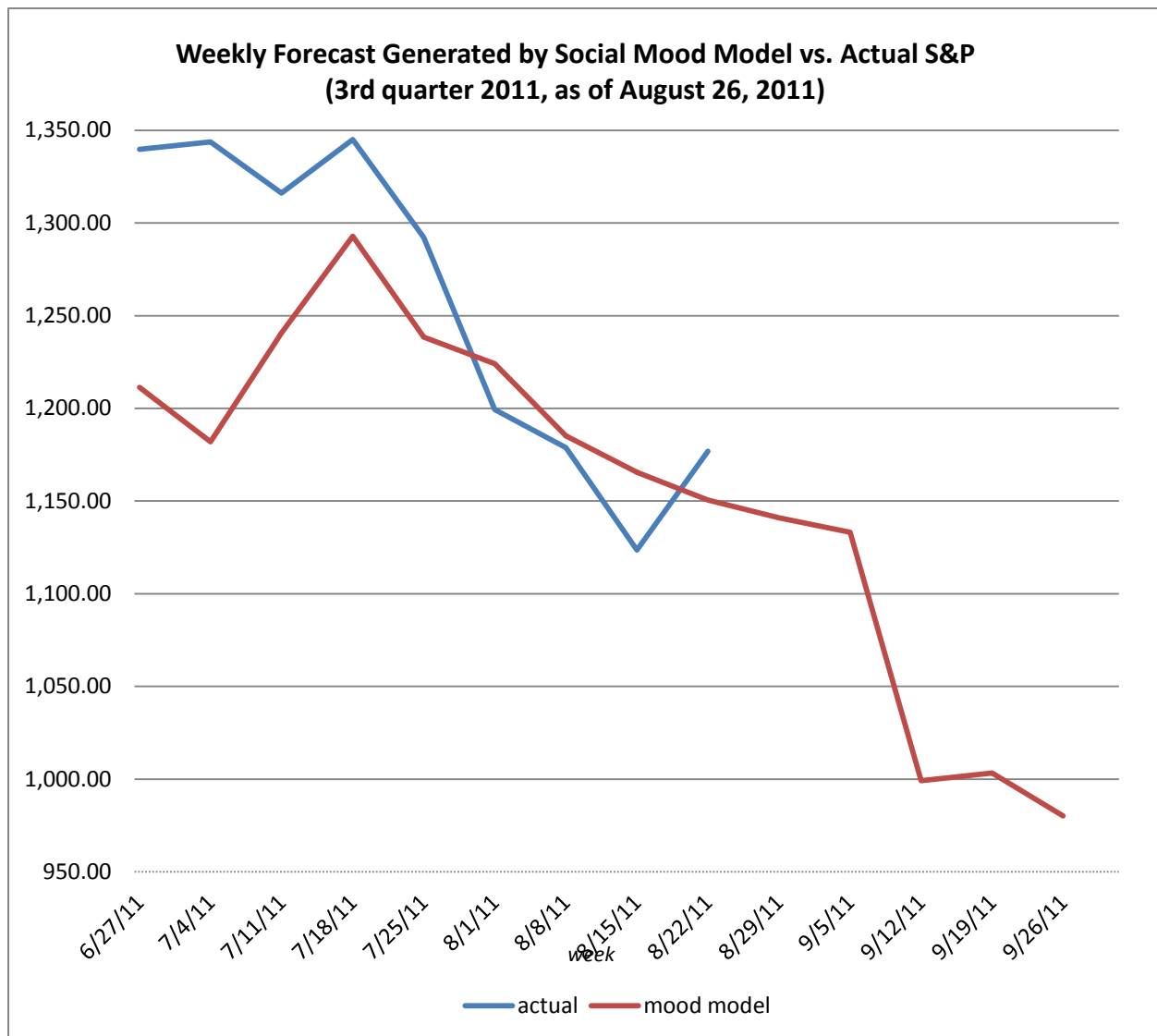


**Currency:** This could be the grand finale to the Dollar decline through about 9/21. Following this, the Dollar could rebound dramatically.



## Tracking MoodCompass Performance

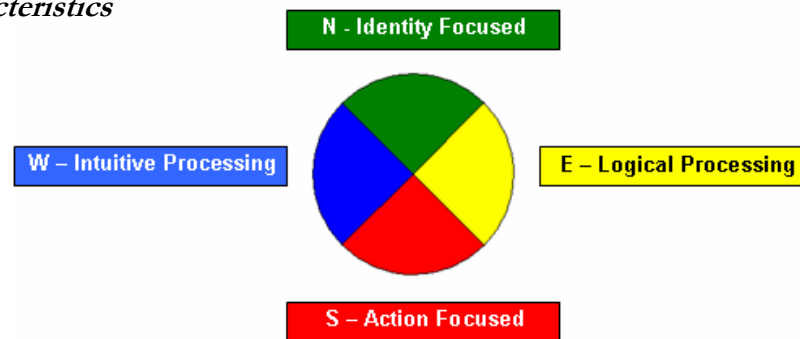
One of the best objective measures of the oscillations of social mood is the stock market. The stock market goes up and down with *expectations* of how well (or bad) things will be in the near future, and there is an abundance of minute by minute data. The chart below compares the output of a model generated from published *Moodlines* with actual weekly S&P closing prices (data from Google Finance).



## About MoodCompass

The MoodCompass profiles an entity based on the relative presence of four primary characteristics or of four hybrid characteristics. A profile expressed in terms of primary characteristics weighs the entity's relative focus on identity (north), focus on activity (south), use of intuition (west), and use of logic (east). A profile expressed in terms of hybrid characteristics weighs the entity's relative amount of nurturing behavior (northeast), directing behavior (southwest), manic expression (southeast), and somber expression (northwest). It was named the MoodCompass because the eight characteristics are best viewed in circular relation to one another like points on a compass:

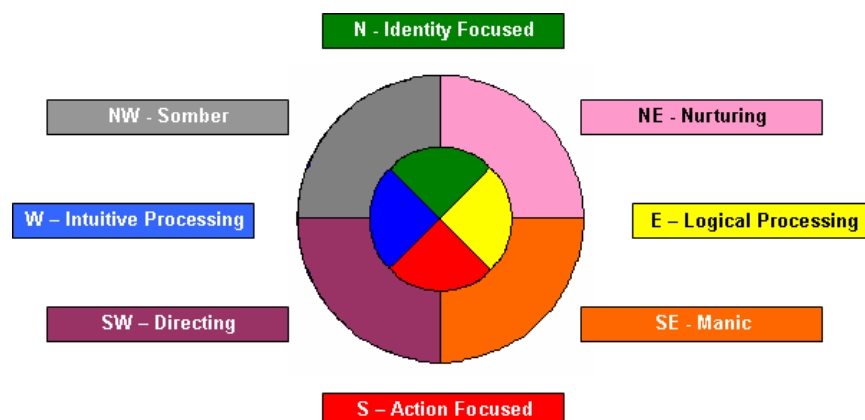
### Primary Characteristics



### Hybrid Characteristics



The two sets of characteristics are inter-related. Each characteristic is a combination of the two that surround it. This relationship can be viewed by embedding a pie chart of the primary characteristics inside a pie chart of the hybrid characteristics: For example, the primary characteristic (W) Intuitive Processing is a combination of the two hybrid characteristics (SW) Directing and (NW) Somber. Likewise, the hybrid characteristic (NE) Nurturing is a combination of (N) Identity Focused and (E) Logic Processing.



## WAIT, THERE'S MORE!

### Alerts and Videos This Month:

***E. Asia War Risk.*** Analysis of changes in collective mood and perception indicate an increased risk of military escalation in East Asia late August through October 2011 (available on YouTube at: <http://www.youtube.com/watch?v=dTtd7SZqURM>)

***Quakes, Volcanoes, and Floods*** Analysis of human perception of nature projected for September 2011 indicates nature may be quite active (available on You Tube at: <http://www.youtube.com/watch?v=9LG2Dc2mQPA>).

### For further Information:

**Nature Cycles and Maps:** The nature cycles and maps for the current month can be found online at: <http://anewstory.org/earth.htm>.

**Research and Methodology:** For more information on our research and methodology, please see: <http://anewstory.org/research.pdf>.

**The OneWheel Paradigm:** If you are interested in learning more about the holistic OneWheel paradigm and how it might be applied toward transitioning to a sustainable society, please see <http://anewstory.org/onewheelinfo.htm>.