

**MOODCOMPASS<sup>®</sup>**  
SNAPSHOTS OF THE MOOD CYCLES OF  
NATURE AND CIVILIZATION

*Strategizing Stability*  
October 2011

Highlights: Discussion, dialogue, and negotiations · Increased risk of terrorist activity · Grass roots protests and movements on the rise · In Nature: Increased volcano and earthquake risk.

Published October 2, 2011  
© 2011 A New Story Foundation

<http://www.anewstory.org>

## STRATEGIZING STABILITY

### HIGHLIGHTS

#### **Socioeconomic and Geopolitical events:**

There are four major periods indicated for October--

October 1 - 3 **An Ending.** Risk aversion is high. Focus on global economy and stability. Geopolitical issues.

October 4 - 12 **A New Start.** Global leaders focused on calming things down and restabilizing the global system. U.S.. government searches for common ground between various groups in dialogue and negotiations.

October 13 - 18 **A Glitch.** Discussions and negotiations may break down. There's an increased risk of protests, terrorist activity, and "random acts" of violence.

October 19 - 31. **Trigger Point.** Increasing instability. People may be displaying irrational or panic behavior. Global leaders are putting high level plans into action.

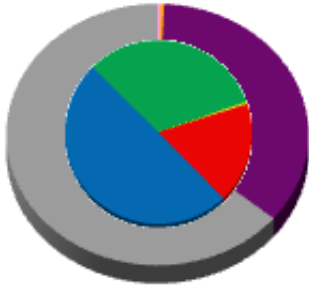
#### **Global natural events:**

October 1-11 **Hot, Active.** High energy in the system may enhance storms and flooding. Increased risk of volcanic activity.

October 12 - 18 **Windy, Stormy.**

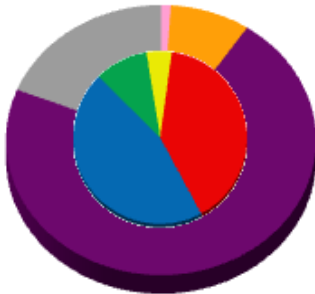
October 19 - 31 **Unstable.** Increased risk of moderate earthquakes..

## OCTOBER 2011



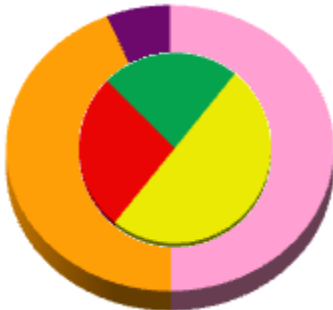
**Global System – Delusional, in Denial, and Irrational.** Global stability sits on a knife edge; the era of growth has passed. Yet, world leaders are in denial of the gravity of the situation.

(Mood factors: NW+, SW, W+, N, E-)



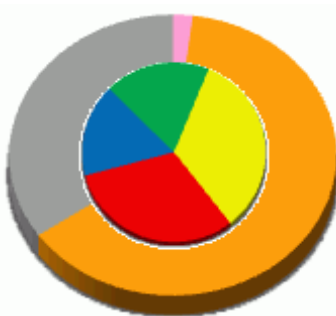
**Human Societies – Aggressive, Protective.** People are more willing to fight for what they believe in. Leaders or leadership may emerge from among the people.

(Mood factors: SW+, NE-, W+, S, E-)



**U.S. Government – Dialogue, Debate and Confusion.** Everyone has an idea, but there is little overall direction. There may be conciliatory gestures, but conclusive decisions may be difficult.

(Mood factors: NE+, SE, NW-, E+, W-)

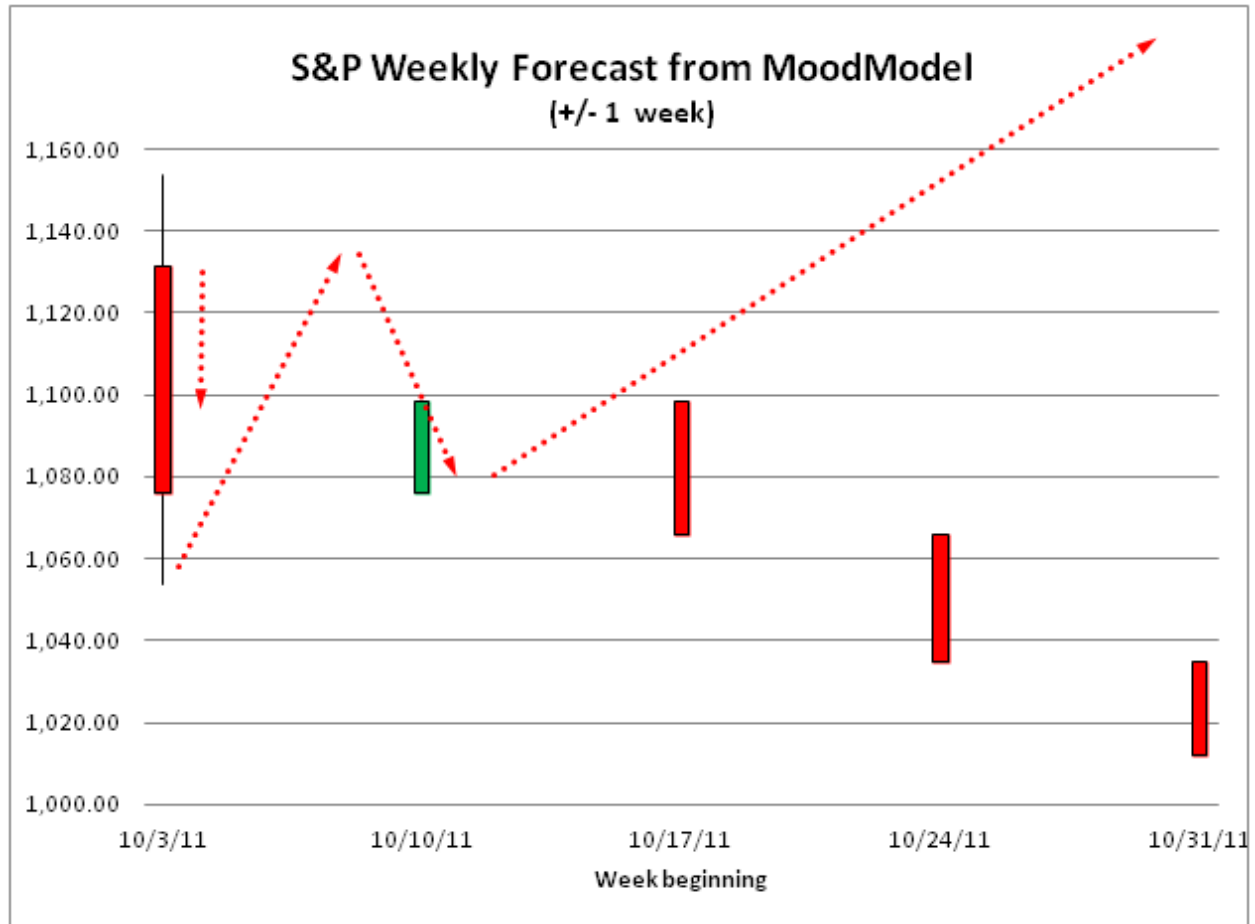


**Nature – Hidden, Sick, and Destructive.** Nature is primarily in the background, although it may be associated with sickness, injury, and/or destruction. There is a higher risk for earthquakes, volcanic eruptions, and/or disease outbreaks.

(Mood factors: SW+, NE-, W+, E-)

*The charts, maps, and notes on the following pages were used in the analysis for the timeline and any alerts that may have been published separately. They are included here for those interested in the technical details behind our analysis.*

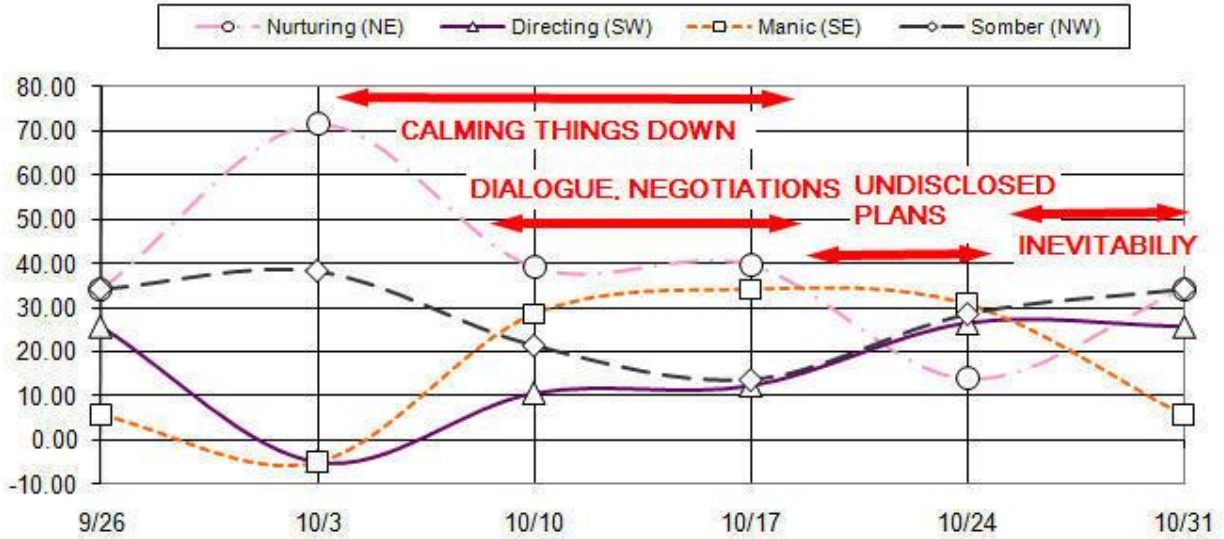
**In the stock market**, there may be a pause in the decline after a grand finale. This should be followed by a countertrend move. Note: the forecast after the first week may be inverted, as often occurs during countertrend markets (dashed line is an alternative forecast).



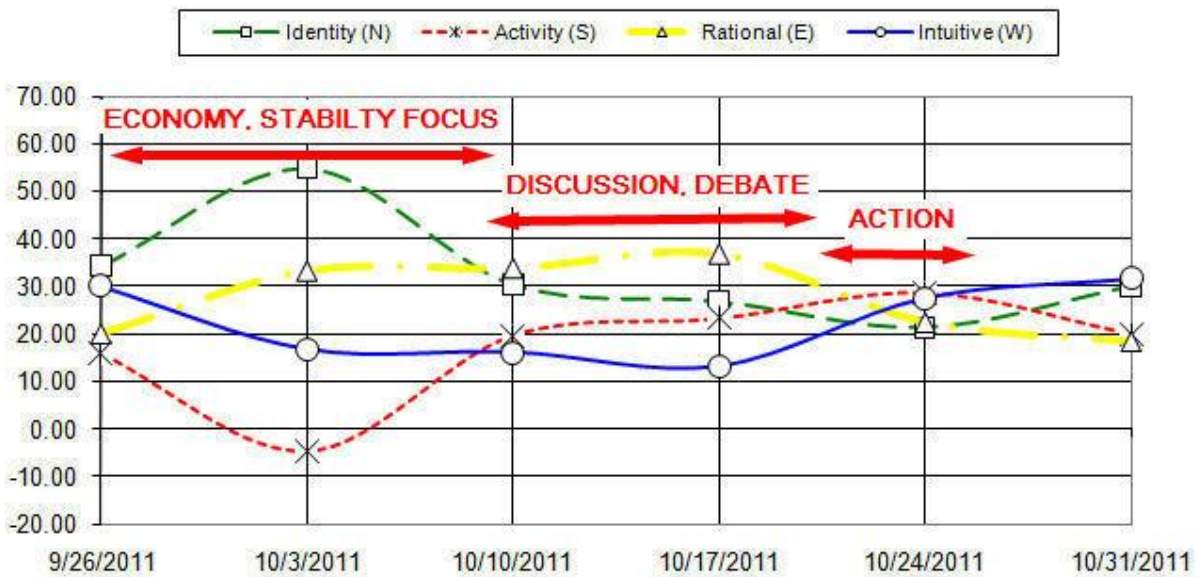
*The above chart displays the output of a model that converts the values and relationships of the Moodlines on page 6 into a stock market forecast.*

**September 2011**  
**Global Leaders / Global Context**

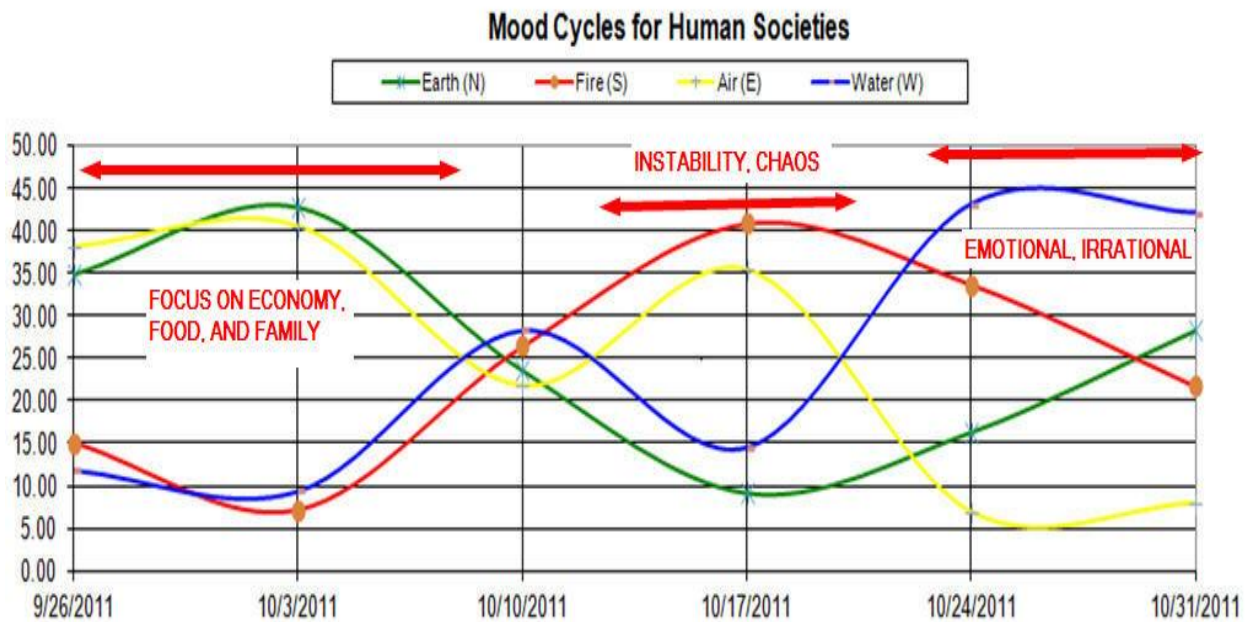
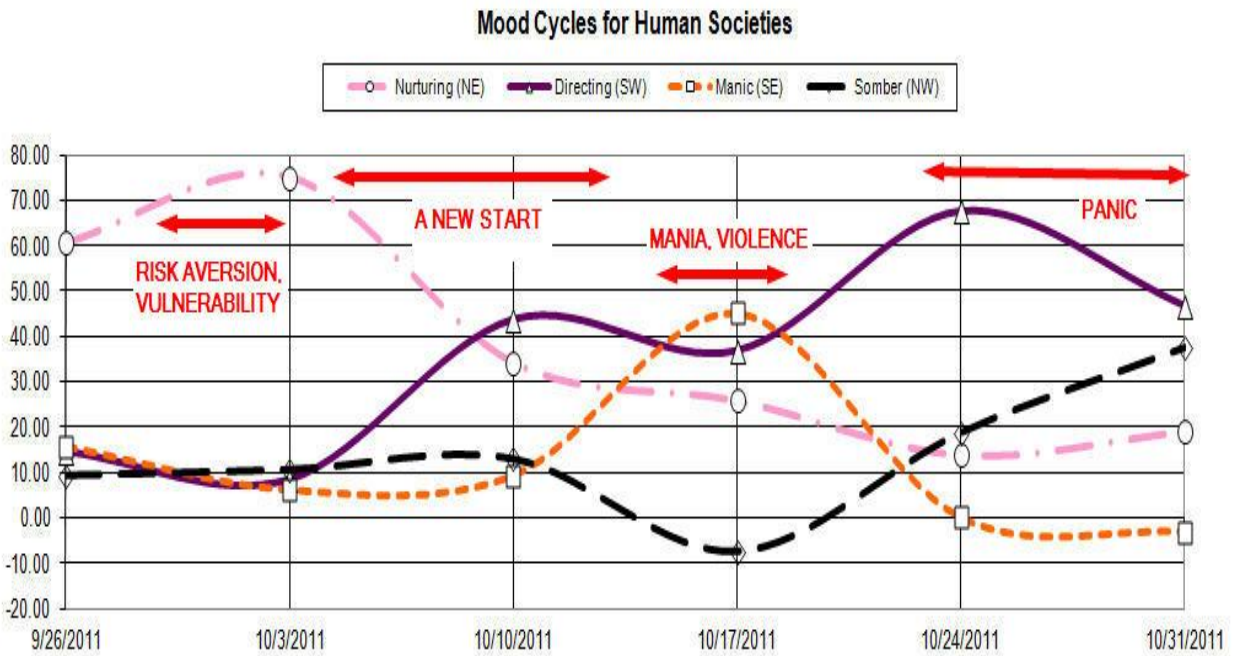
**Global Mood - Context for Human Civilization**



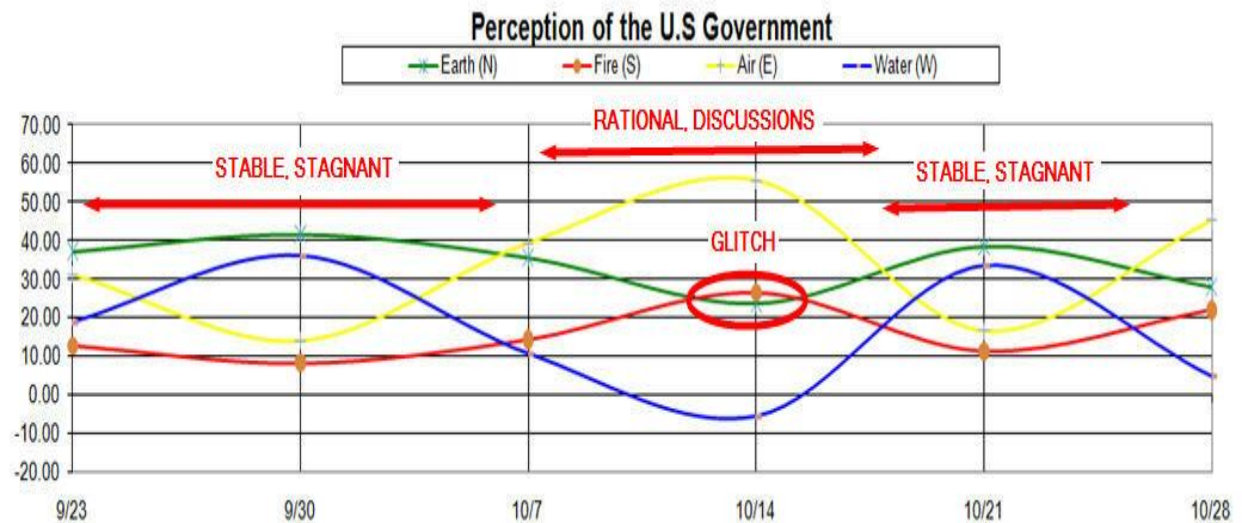
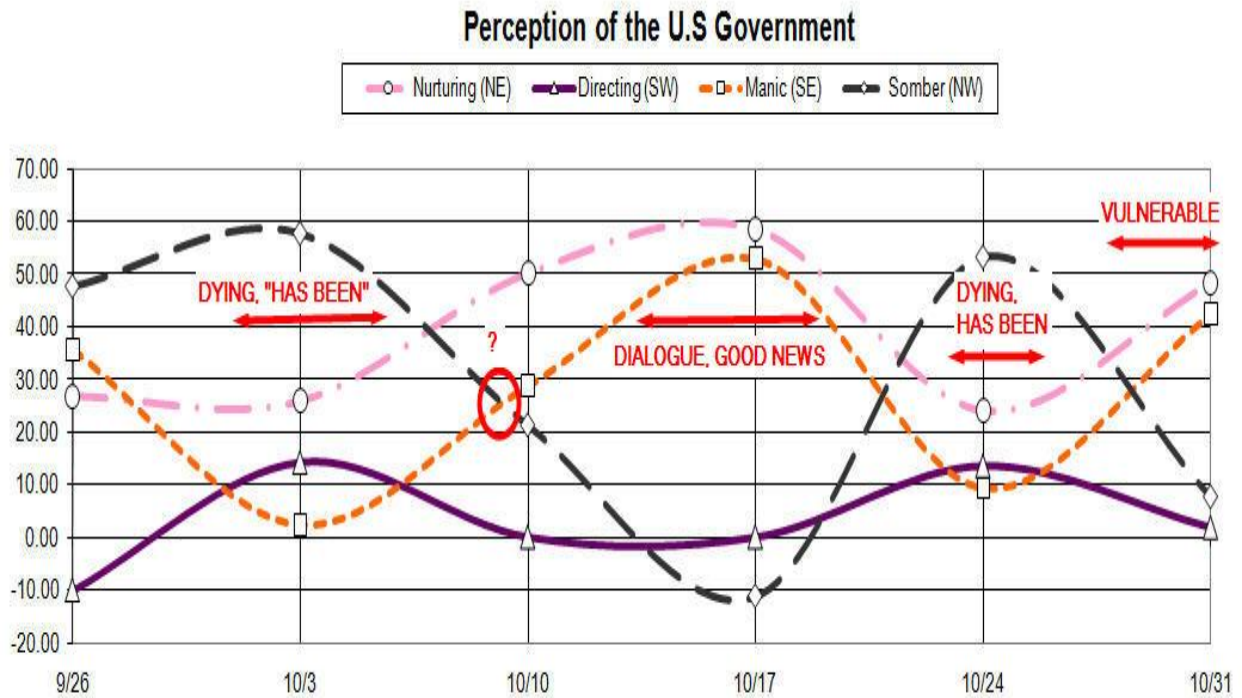
**Global Mood - Global Context (alt view)**



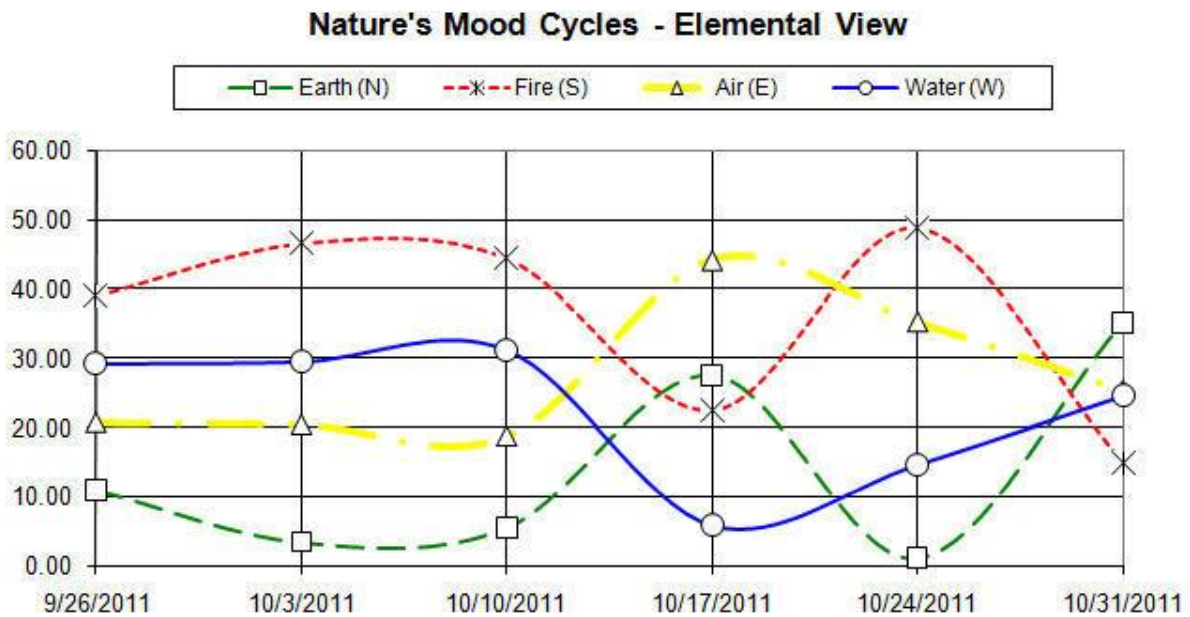
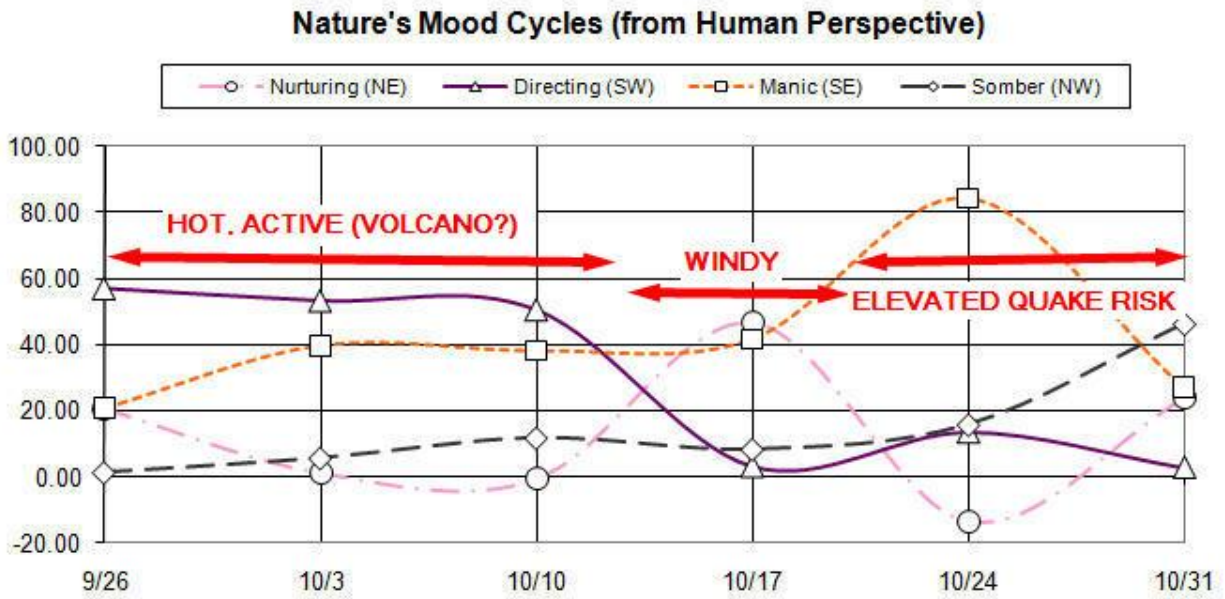
Human Societies



### Perception of U.S. Government



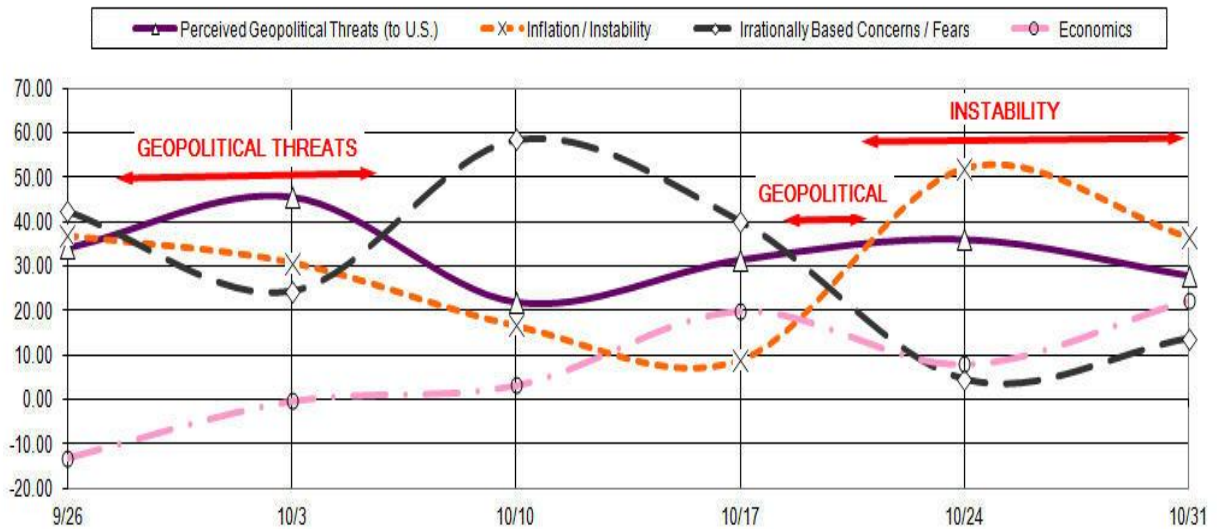
### Human Perception of Nature





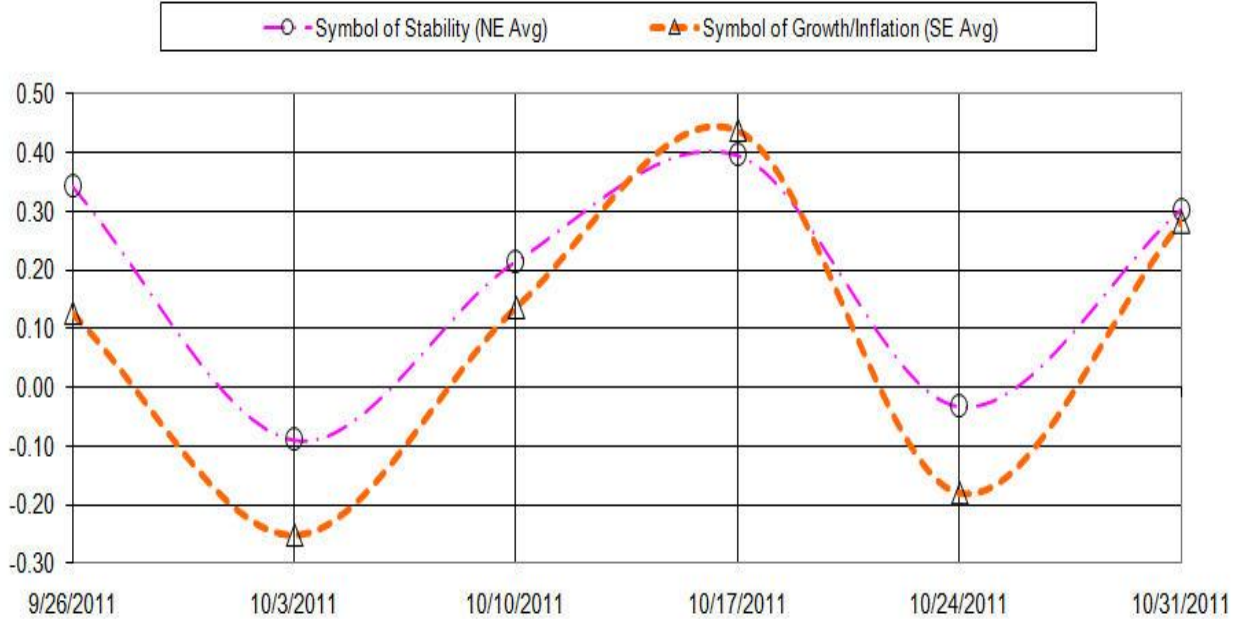
**Commodities:**

**Factors (percent) Contributing to the Price of Crude Oil**



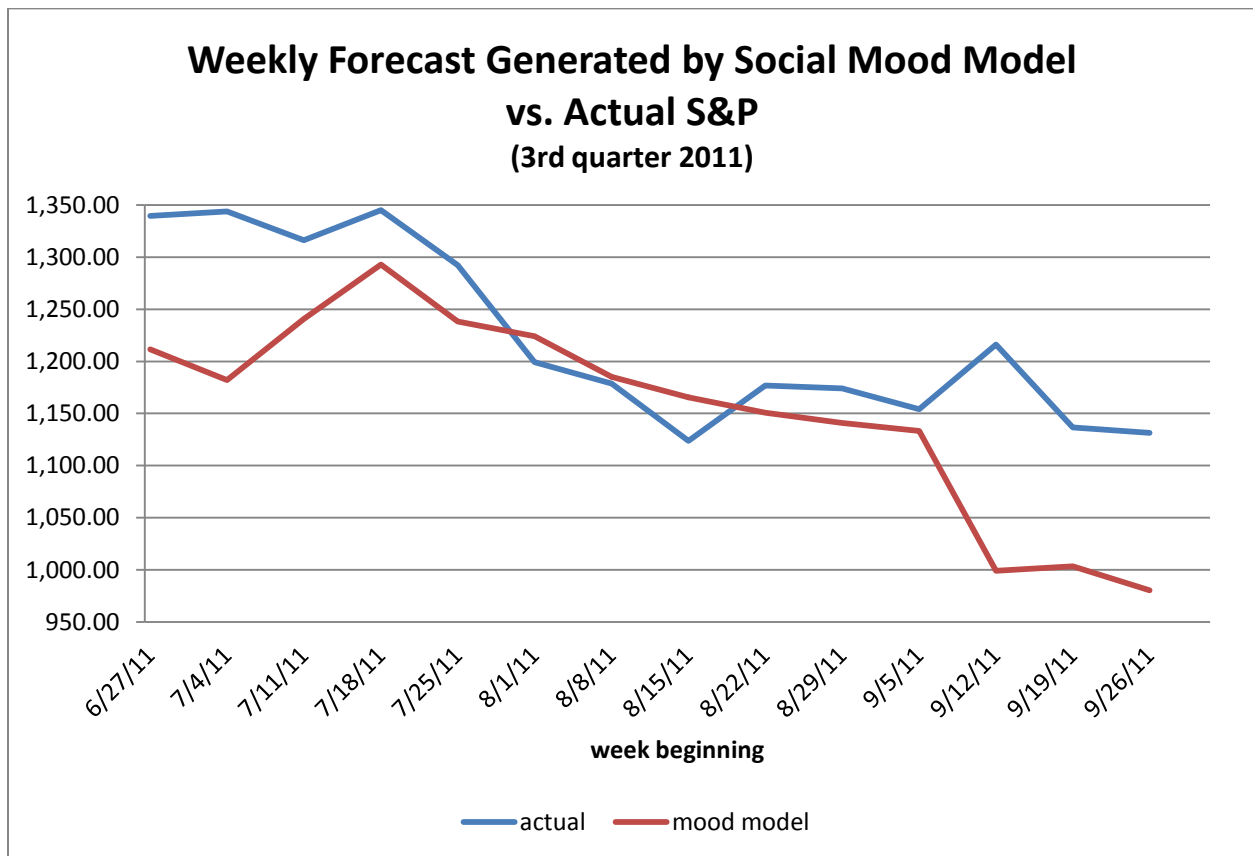
**Currency:** Currency markets may be volatile, but without clear direction.

**Perception of U.S. Dollar => Change per Week**



## Tracking MoodCompass Performance

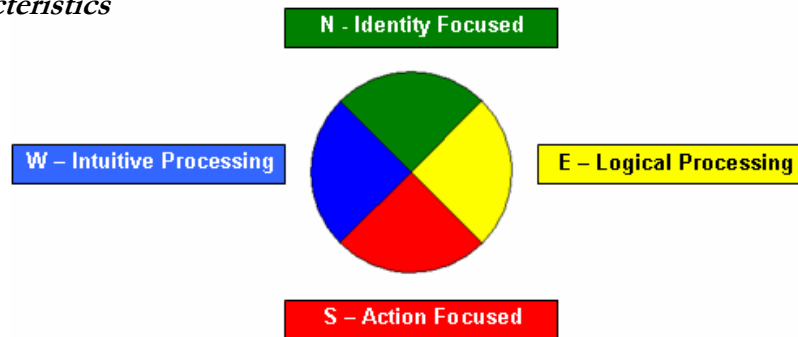
One of the best objective measures of the oscillations of social mood is the stock market. The stock market goes up and down with *expectations* of how well (or bad) things will be in the near future, and there is an abundance of minute by minute data. The chart below compares the output of a model generated from published *Moodlines* with actual weekly S&P closing prices (data from Google Finance).



## About MoodCompass

The MoodCompass profiles an entity based on the relative presence of four primary characteristics or of four hybrid characteristics. A profile expressed in terms of primary characteristics weighs the entity's relative focus on identity (north), focus on activity (south), use of intuition (west), and use of logic (east). A profile expressed in terms of hybrid characteristics weighs the entity's relative amount of nurturing behavior (northeast), directing behavior (southwest), manic expression (southeast), and somber expression (northwest). It was named the MoodCompass because the eight characteristics are best viewed in circular relation to one another like points on a compass:

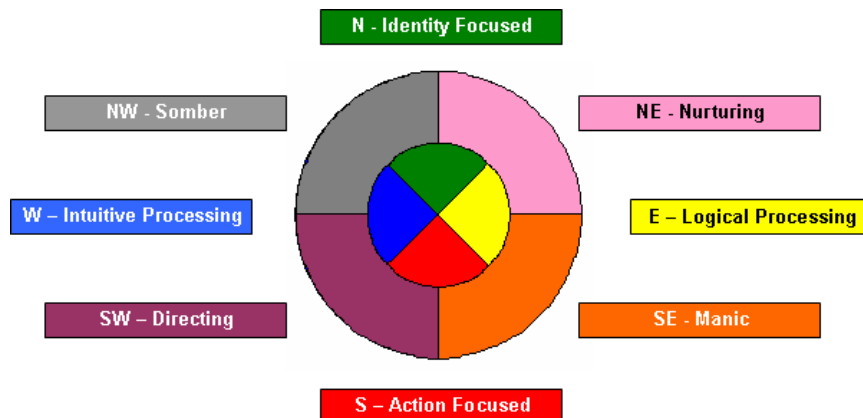
### Primary Characteristics



### Hybrid Characteristics



The two sets of characteristics are inter-related. Each characteristic is a combination of the two that surround it. This relationship can be viewed by embedding a pie chart of the primary characteristics inside a pie chart of the hybrid characteristics: For example, the primary characteristic (W) Intuitive Processing is a combination of the two hybrid characteristics (SW) Directing and (NW) Somber. Likewise, the hybrid characteristic (NE) Nurturing is a combination of (N) Identity Focused and (E) Logic Processing.



## WAIT, THERE'S MORE!

### Alerts and Videos This Month:

***E. Asia War Risk.*** Analysis of changes in collective mood and perception indicate an increased risk of military escalation in East Asia late August through October 2011 (available on YouTube at: <http://www.youtube.com/watch?v=dTtd7SZqURM>)

### For further Information:

**Nature Cycles and Maps:** The nature cycles and maps for the current month can be found online at: <http://anewstory.org/earth.htm>.

**Research and Methodology:** For more information on our research and methodology, please see: <http://anewstory.org/research.pdf>.

**The OneWheel Paradigm:** If you are interested in learning more about the holistic OneWheel paradigm and how it might be applied toward transitioning to a sustainable society, please see <http://anewstory.org/onewheelinfo.htm>.