

MOODCOMPASS[®]
SNAPSHOTS OF THE MOOD CYCLES OF
NATURE AND CIVILIZATION

Teetering on the Edge (Again)
November 2011

Highlights: Increased risk of terrorist activity · High risk of U.S.
Government budget impasse · Extreme societal tension and
polarization · In Nature: Heavy rain and snow near the holidays.

Published October 31, 2011
© 2011 A New Story Foundation

<http://www.anewstory.org>

TEETERING ON THE EDGE (AGAIN)

November looks like a busy month for world leaders, as they continue to try to manufacture growth where little can be found. There is a high risk of a U.S. budget impasse that does not get resolved in time. The U.S. government perception cycles show high activity (battles) through November 17 (the deadline), shifting to dialogue and negotiations through the 22nd. The timing would suggest an agreement not reached in time, causing increased societal distress and further distrust of the government as the holidays approach.

There is a heightened global risk for terrorist activity mid-month, along with increased protests, and possible increase in "random acts" of violence. In the natural world, an increased chance of heavy rain and snow near the holidays should make travel interesting.

HIGHLIGHTS

Socioeconomic and Geopolitical events:

There are three major periods indicated for November --

November 1 - 8 **Into Action.** Global leaders are taking action.

November 9 - 17 **Turbulence.** Increased risk of terrorist activity, protests, and "random acts of violence." Global leaders are in panic mode or causing panic. Market volatility is likely. The U.S. government is active. Government leaders are perceived to be busy; battles may be raging between factions and/or aggressive action may be seen in the international arena.

November 18 -30 **It's the Economy, Stupid.** Economic issues are focal.

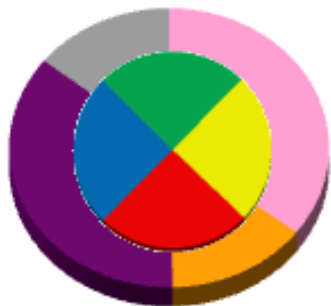
November 18 - 22. The U.S. government is more open to dialogue or negotiations between parties or on the international front.

November 23 - 30. The U.S. government is into action. Leaders are busy battling each other or aggressively positioning internationally.

Global natural events:

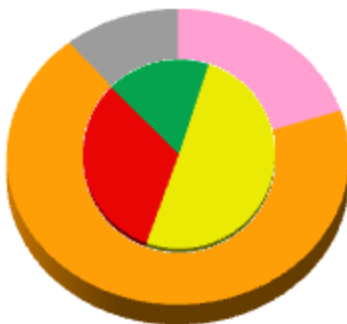
November 4 - 16 **Active, In Motion.** Nature is in the news. Elevated risk of unusual or increased tectonic activity.

November 16 - 28 **Wet, Stormy.** Increased risk of heavy rain and snow.

NOVEMBER 2011

Global System – At a Crossroads. While the hope of the return of growth persists, global leaders may become concerned that "breakeven" is about the best that can be done, even as inflation looms on the horizon. The likelihood of the current system's survival may be questioned in high level meetings.

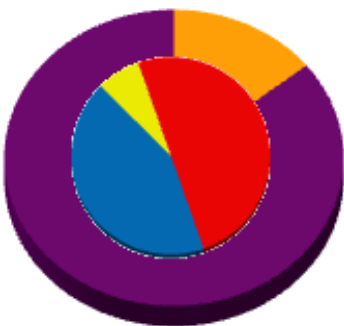
(Mood factors: NE+, SW+ ,NW-, SE-)



Human Societies – Anxious and Uncertain; Argumentative.

People are worried and uncertain about the future. Discussions easily turn to arguments. The holiday period should be especially tense and stressful this year for most people.

(Mood factors: SE+, NE,SW-, E+, S, W-)



U.S. Government – Leadership and Action in Both Directions.

The U.S. Government is busy and its leaders are active, but battles may rage between factions or be seen in some manner between the U.S. and the international community.

(Mood factors: SW+, SE, S+, N-)



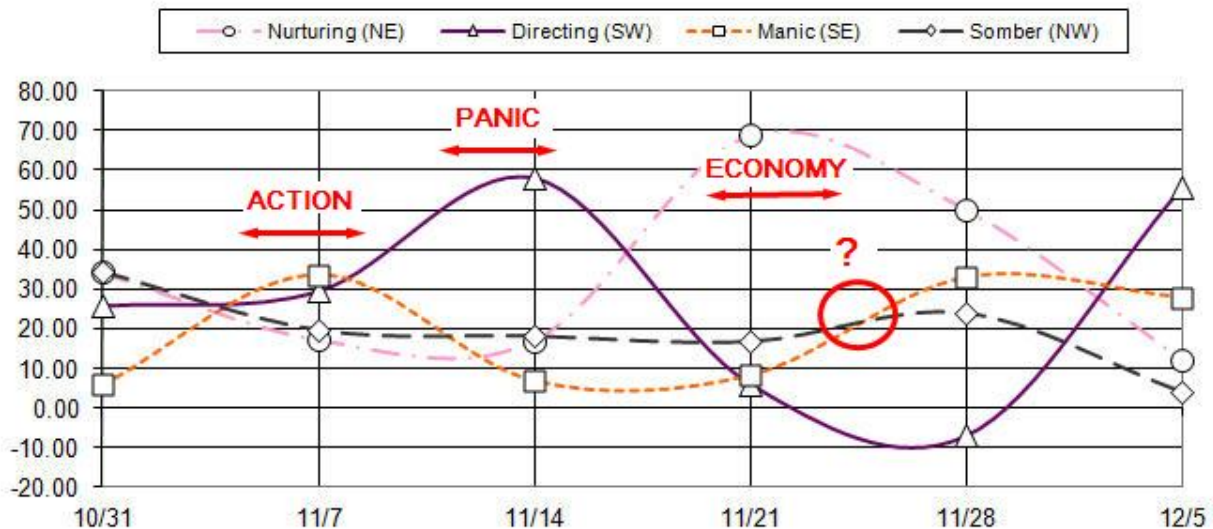
Nature – Unstable, Stormy. Nature is busy with the change of seasons, accompanied by the usual seasonal weather-- heavy rain, snow, and wind is likely at times. Unusual or increased tectonic activity is sometimes associated with this configuration.

(Mood factors: S+, N-)

The charts, maps, and notes on the following pages were used in the analysis for the timeline and any alerts that may have been published separately. They are included here for those interested in the technical details behind our analysis.

November 2011**Global Leaders / Global Context**

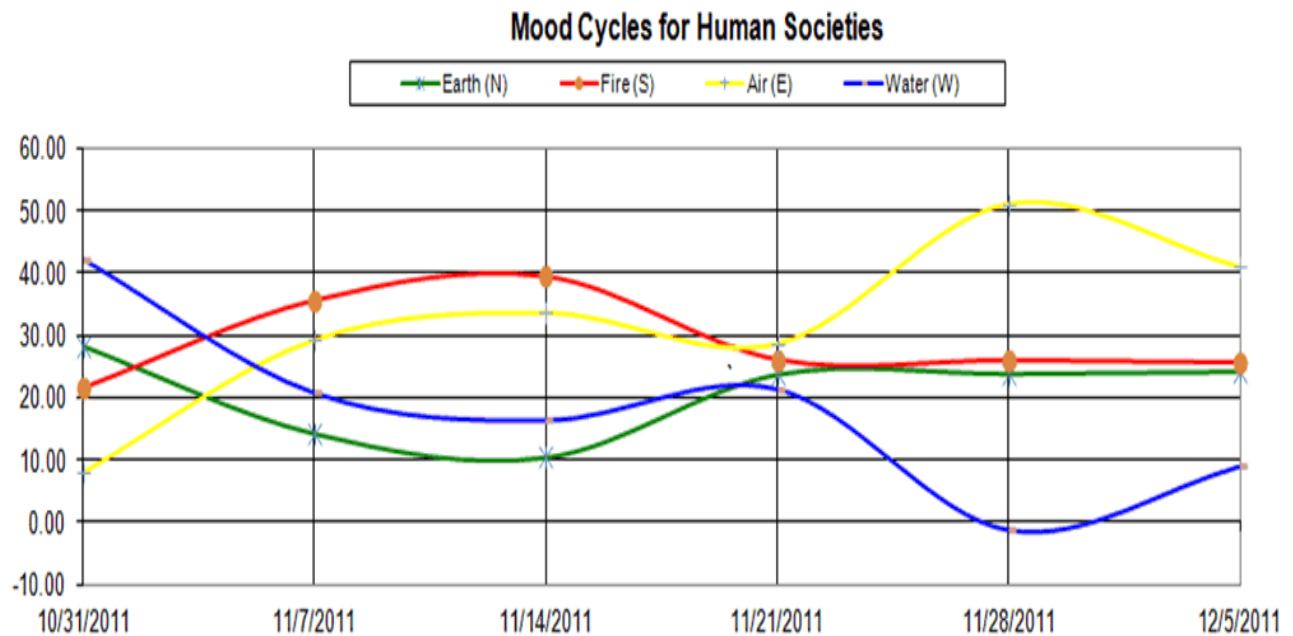
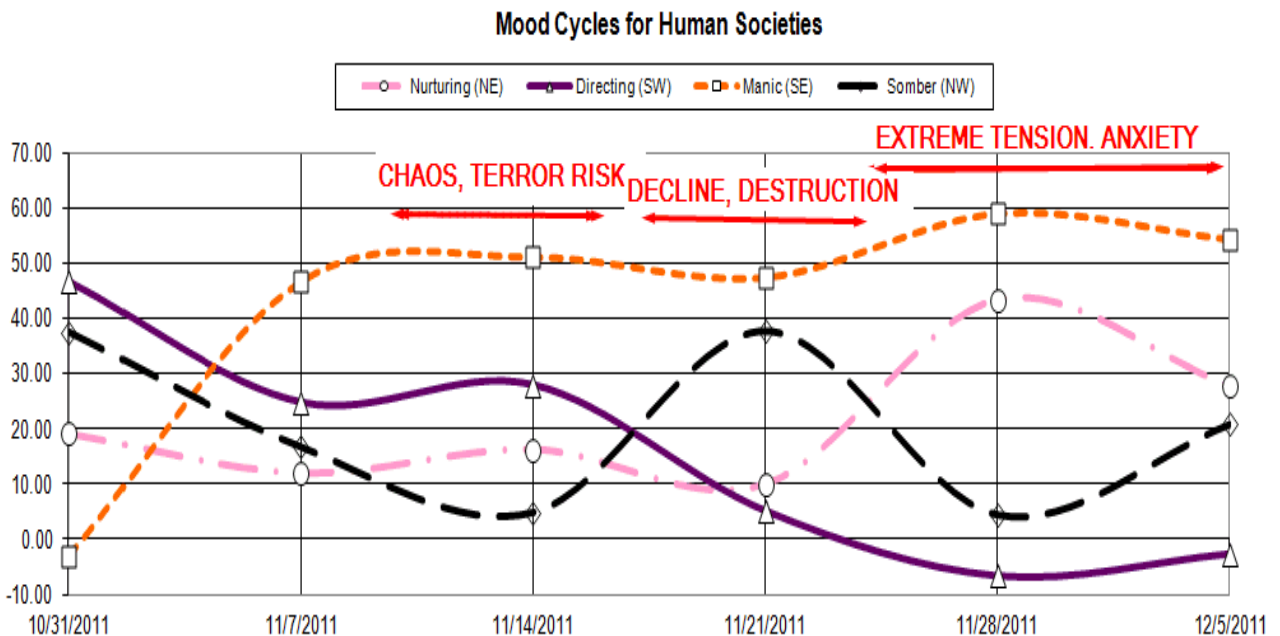
11/1 - 15 Growth oriented focus. 11/3 - 9 *Global leaders taking action.* 11/10 - 13 *Global leaders in panic mode or causing panic.* 11/16 - 30 Risk management focus. 11/17 - 22 *Economic issues.* 11/23 *Paradigm shift.*

Global Mood - Context for Human Civilization**Global Mood - Global Context (alt view)**

Human Societies

11/8 - 15 Elevated risk of terrorist activity, protests, and "random acts of violence."

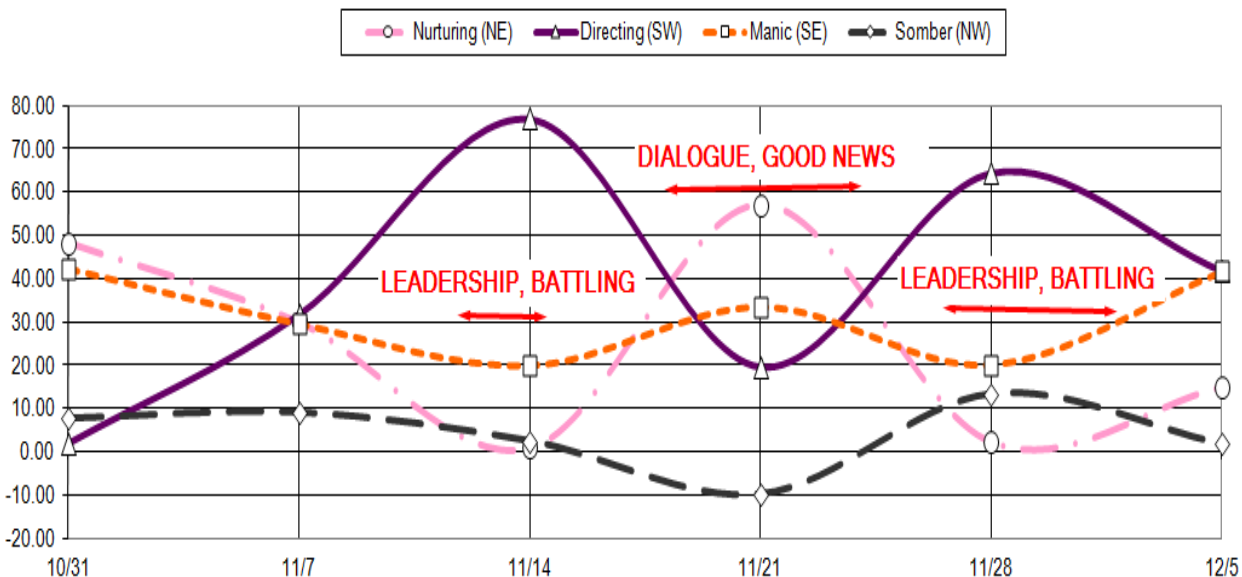
11/16 - 23 There is a perception of socioeconomic decline and/or destruction. 11/24 - 30 People in general are likely to be anxious, polarized, and argumentative.



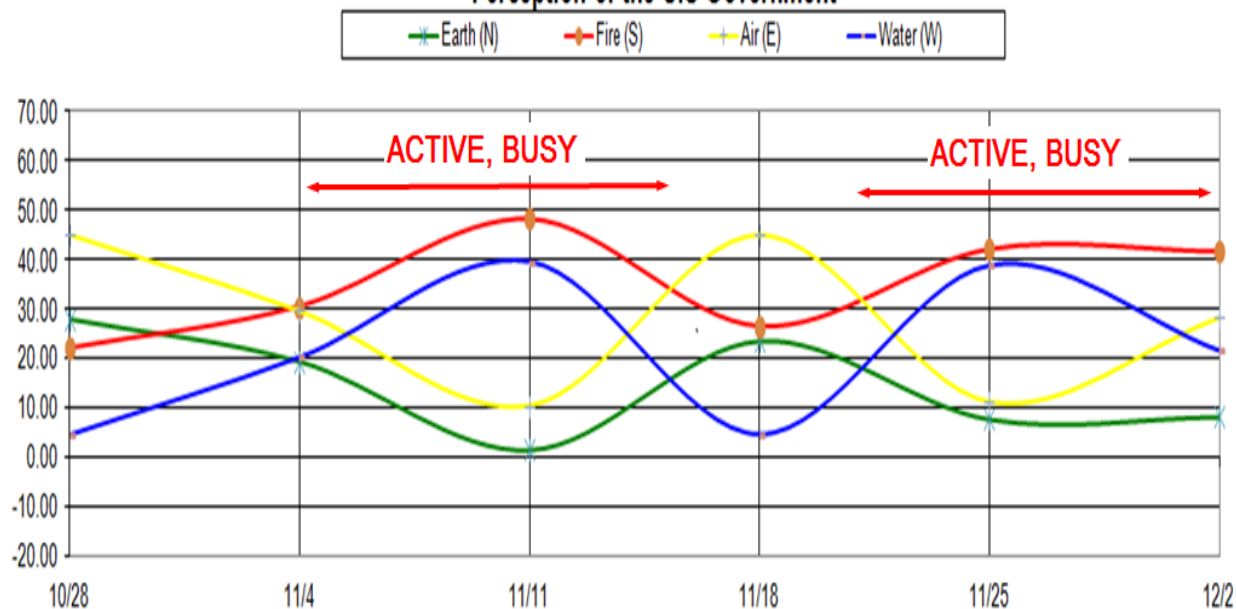
Perception of U.S. Government

11/4 - 13 and 11/24 - 30 U.S. Government is perceived to be active. Government leaders are busy; battles may be raging between factions, or aggressive action may be seen in the international arena. 11/17 - 22 Look for an increase in dialogue or negotiations, and possible good news for or about the U.S. government.

Perception of the U.S Government



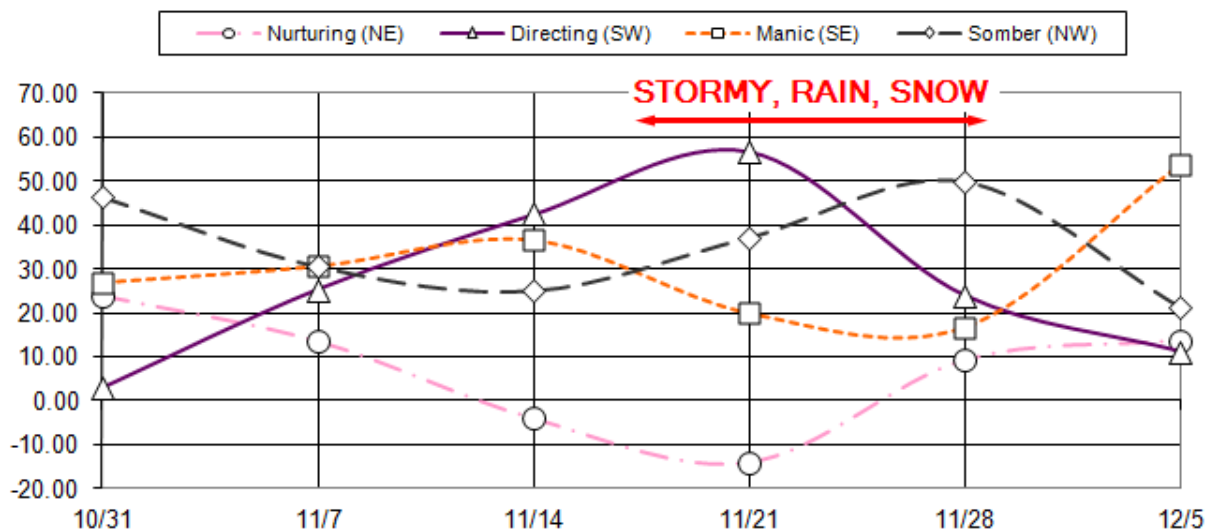
Perception of the U.S Government



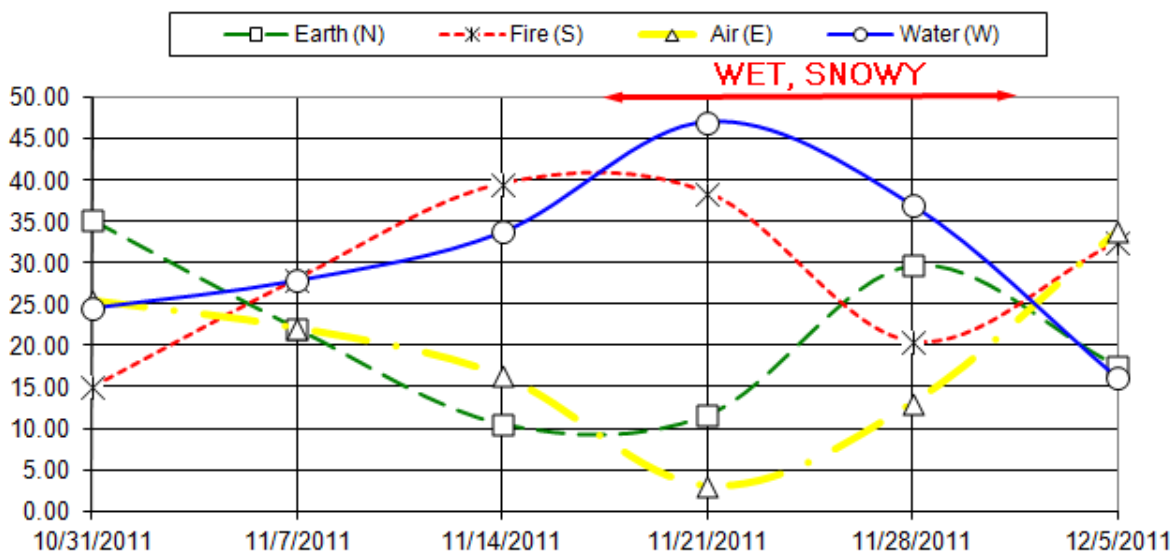
Human Perception of Nature

11/16 - 28 Increased risk of seasonal storms, including heavy rain and/or snow.

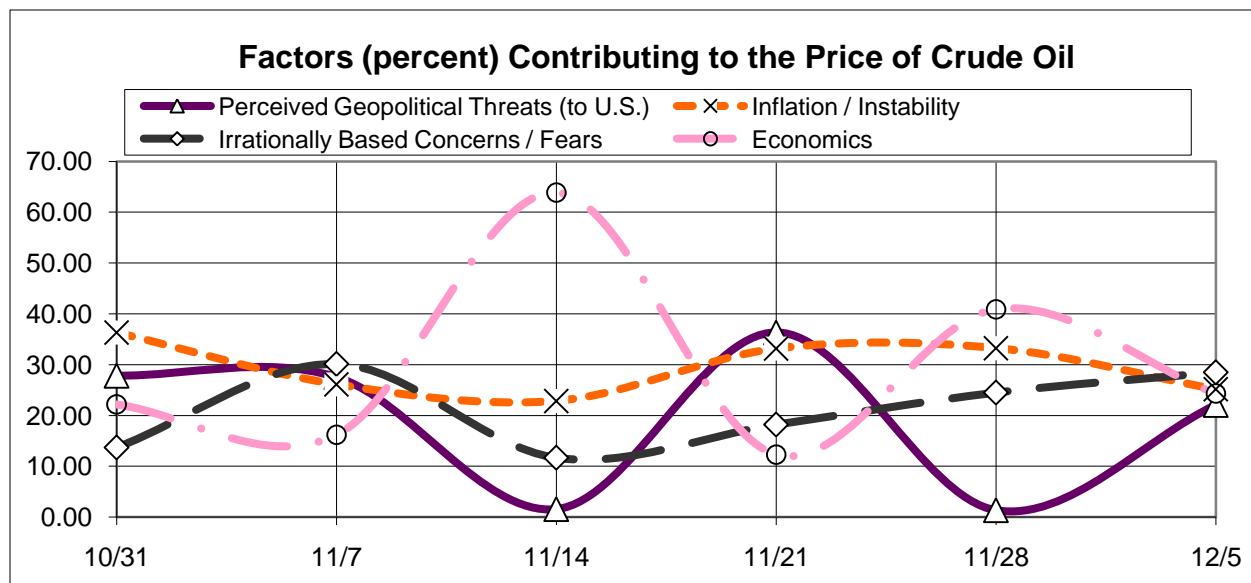
Nature's Mood Cycles (from Human Perspective)



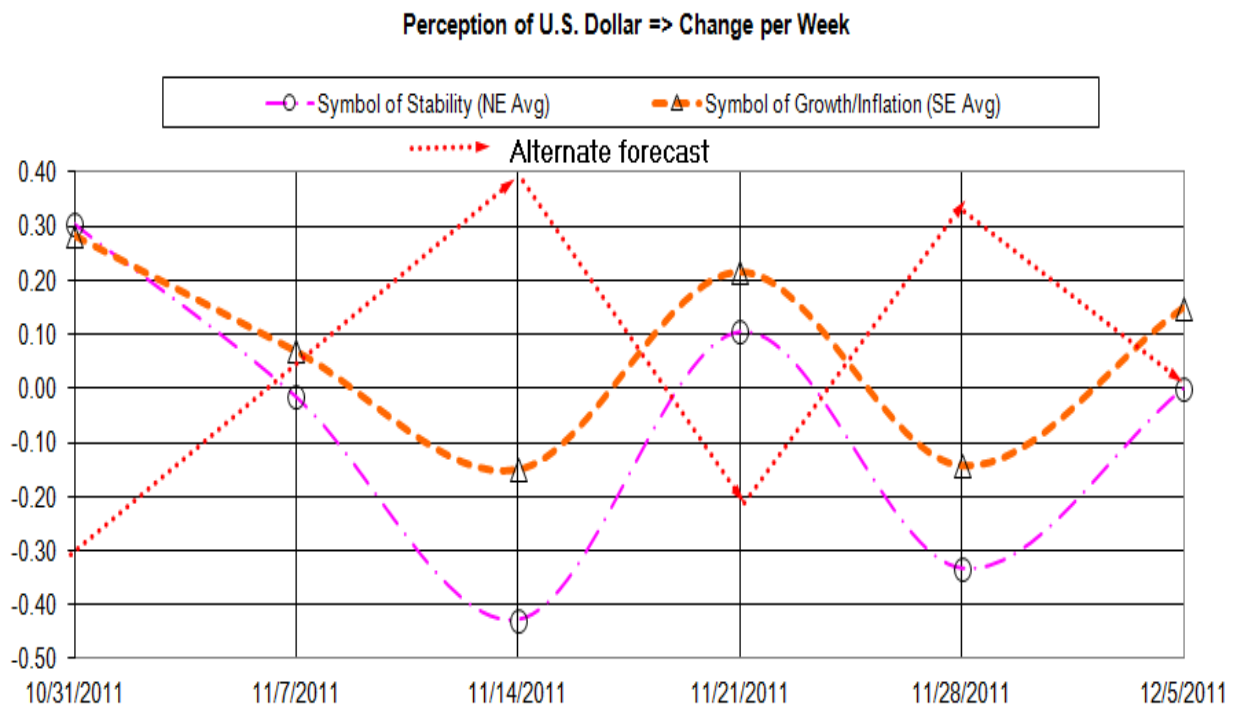
Nature's Mood Cycles - Elemental View



Commodities: Economic issues are the primary contributor to energy prices 11/9 - 17. Inflation is a moderate concern throughout the month, but not extreme. It is likely that the entire period is mixed for prices overall.

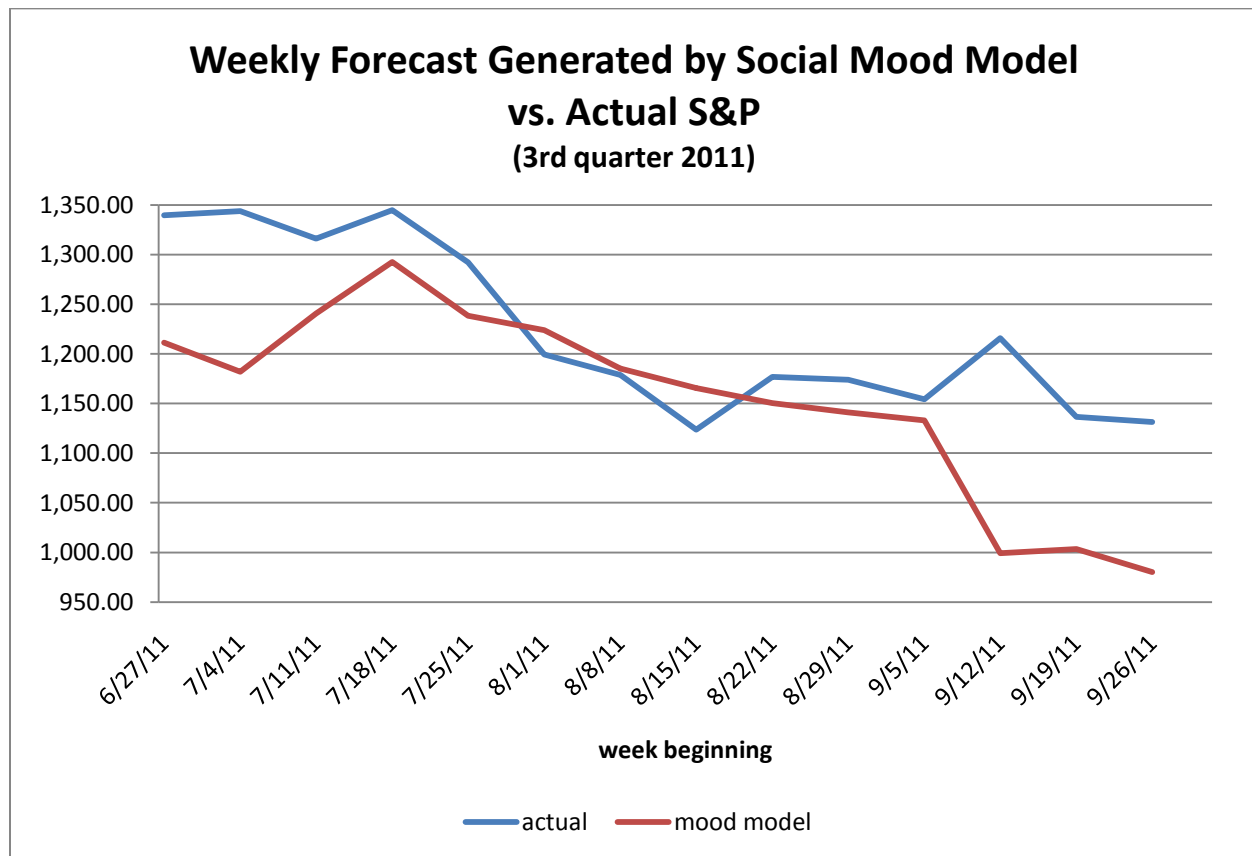


Currency: Markets should be extremely ambiguous, as a change of trend may be approaching as soon as December. An alternate inverted forecast is also shown.



Tracking MoodCompass Performance

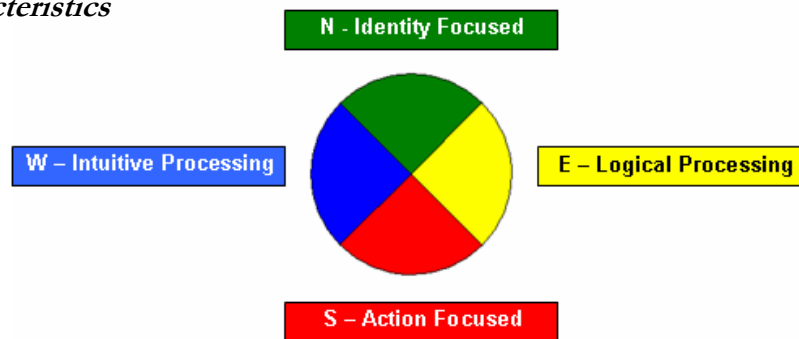
One of the best objective measures of the oscillations of social mood is the stock market. The stock market goes up and down with *expectations* of how well (or bad) things will be in the near future, and there is an abundance of minute by minute data. The chart below compares the output of a model generated from published *Moodlines* with actual weekly S&P closing prices (data from Google Finance).



About MoodCompass

The MoodCompass profiles an entity based on the relative presence of four primary characteristics or of four hybrid characteristics. A profile expressed in terms of primary characteristics weighs the entity's relative focus on identity (north), focus on activity (south), use of intuition (west), and use of logic (east). A profile expressed in terms of hybrid characteristics weighs the entity's relative amount of nurturing behavior (northeast), directing behavior (southwest), manic expression (southeast), and somber expression (northwest). It was named the MoodCompass because the eight characteristics are best viewed in circular relation to one another like points on a compass:

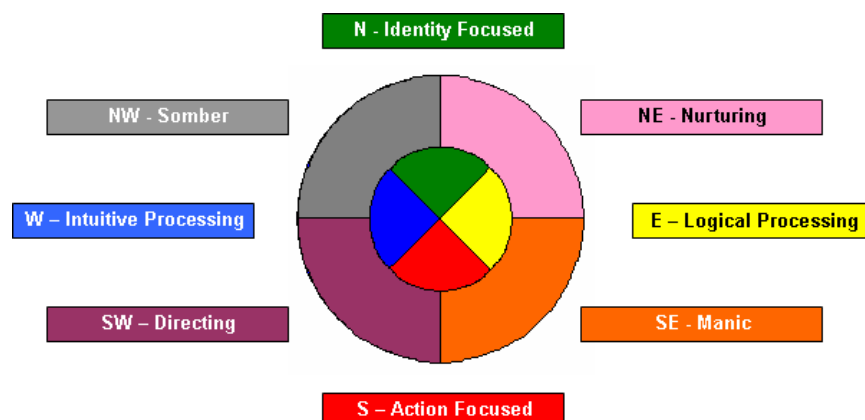
Primary Characteristics



Hybrid Characteristics



The two sets of characteristics are inter-related. Each characteristic is a combination of the two that surround it. This relationship can be viewed by embedding a pie chart of the primary characteristics inside a pie chart of the hybrid characteristics: For example, the primary characteristic (W) Intuitive Processing is a combination of the two hybrid characteristics (SW) Directing and (NW) Somber. Likewise, the hybrid characteristic (NE) Nurturing is a combination of (N) Identity Focused and (E) Logic Processing.



WAIT, THERE'S MORE!

For further Information:

Nature Cycles and Maps: The nature cycles and maps for the current month can be found online at: <http://anewstory.org/earth.htm>.

Research and Methodology: For more information on our research and methodology, please see: <http://anewstory.org/research.pdf>.

The OneWheel Paradigm: If you are interested in learning more about the holistic OneWheel paradigm and how it might be applied toward transitioning to a sustainable society, please see <http://anewstory.org/onewheelinfo.htm>.