

**MOODCOMPASS<sup>®</sup>**  
SNAPSHOTS OF THE MOOD CYCLES OF  
NATURE AND CIVILIZATION

***Destruction, Denial, and Despair***  
July 2011

Highlights: Global situation continues to deteriorate; global leaders in denial · People grow tired of bad news · U.S. government chaos · Earthquake watch, Southern California · Elevated risk of flooding and cyclones.

Published June 29, 2011  
© 2011 A New Story Foundation

<http://www.anewstory.org>

## JULY HIGHLIGHTS

### Socioeconomic and Geopolitical events:

There are five major periods indicated for July--

June 29 – July 6 **Bad News**. Bad news or facts; risk aversion.

July 7 - 12 **Destruction**. Global destruction, decline, and instability. U.S. government irrational, angry, and in panic mode or causing panic.

July 13 – 18 **Denial and Delusion**. Global leaders and the general public delusional or in denial. Bad news for the U.S. government. Likely stock market “relief rally.”

July 19 - 25 **Encroaching Chaos**. Global decline, destruction, and unraveling. General public oblivious or in denial. Increasing chaos in U.S. government. U.S. Dollar rally nearing completion.

July 26 – 31 **Serious**. General public serious, somber; focus on death and dying or disease. U.S. government into action (FEMA or disaster relief; possibly military). Global decline, destruction, and unraveling.

### Natural events:

June 29 – July 5 Risk of high loss natural event; earthquake risk, Southern California. July 7 – 11 Possible natural event seen as serious, deadly, and/or related to disease. July 19 – 27 Elevated risk of serious flooding and cyclones.

## JUNE RECAP

June alert “U.S. Strikes Back” warned of global context becoming one of chaos, decline, and/or destruction by June 1 or 2, escalation in the Korean situation, and U.S. and NATO allies being the leading aggressors in the world. Some of the actual events in June regarding Korean tensions:

6/03/11: [N. Korea vows military action against the South](#)

6/05/11: [S. Korea, U.S. and China arrange meetings in response to N. Korean threat](#)

6/15/11: [North-South Korean tension escalates](#)

6/16/11: [New Korea tensions over troop and missile movement](#)

6/17/11: [S. Korea fires at civilian plane thought to be North's troops](#)

6/19/11: [U.S. commander: More N. Korea attacks likely](#)

6/25/11: [Military tensions between U.S. and China heat up](#)

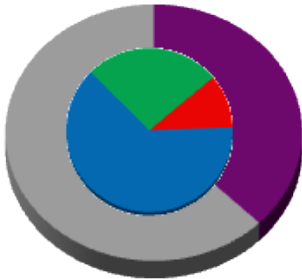
*The charts, maps, and notes on the following pages were used in the analysis for the timeline and any alerts that may have been published separately. They are included here for those interested in the technical details behind our analysis.*

JULY 2011



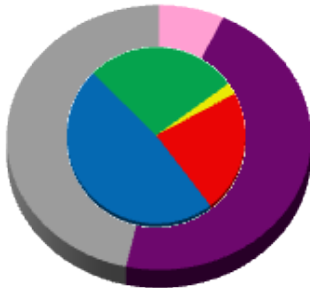
**Global System - In decline, stressed.** The global economy is stressed, and global stability is seriously impaired. Global leaders find difficulty working together.

(Mood factors: NW+, SE)



**Human Societies – Irrational, delusional.** People are generally delusional or in denial of the seriousness of what is happening in the world. They are tired of bad news.

(Mood factors: NW+ SW, W+, E-)



**U.S. Government – Irrational, associated with panic.** The government is perceived to be highly irrational in its decision making process. The U.S. government is either in panic mode or perceived to be causing panic.

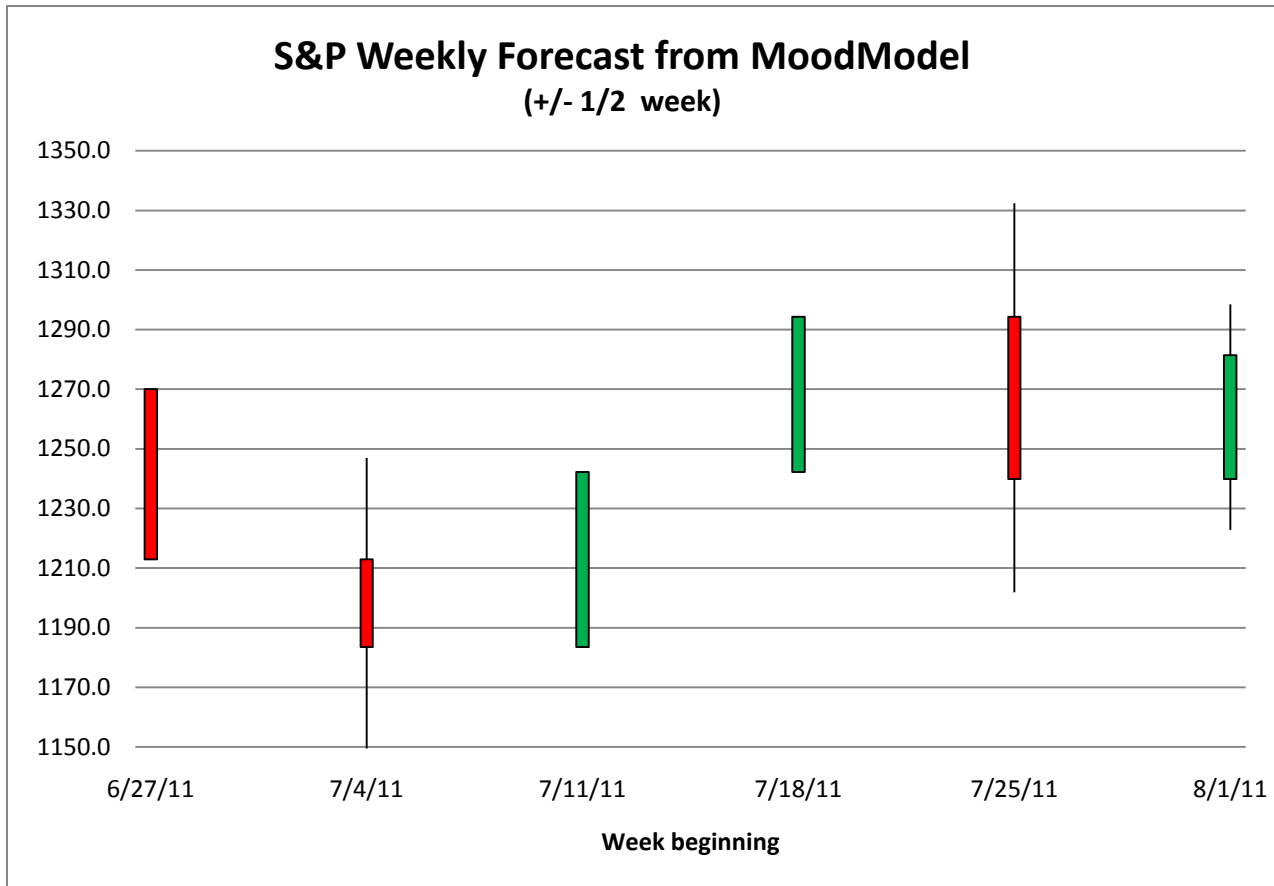
(Mood factors: SW+, NW, SE-, W+, E-)



**Nature – Extremely wet, flowing and causing panic.** Watch for serious flooding, storms, and possibly volcanoes (flowing lava).

(Mood factors: SW+, NW, W+, E-)

The stock market should complete the decline that began in early May in the first part of July, and then rebound as the delusion/denial configuration takes hold. In late July, such optimism should be seriously challenged.

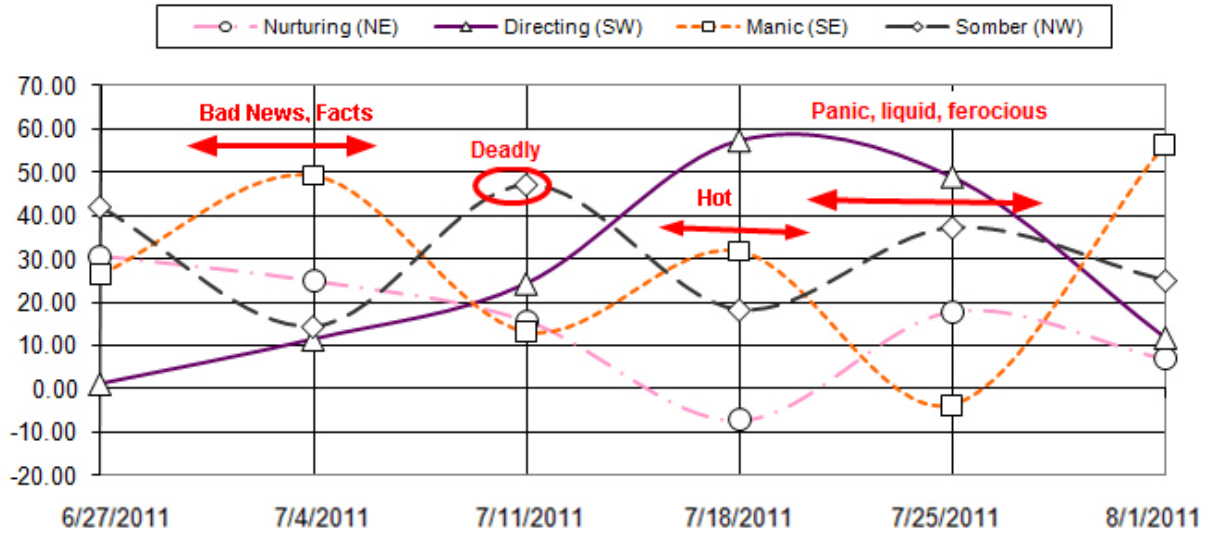


*The above chart displays the output of a model that converts the values and relationships of the Moodlines on page 7 into a stock market forecast.*

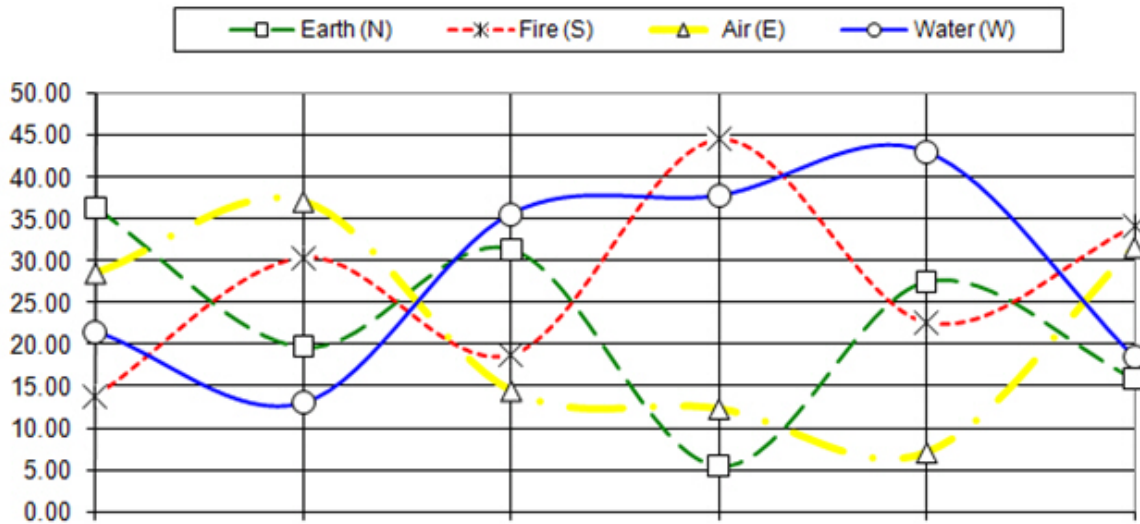
### Human Perception of Nature

6/29 – 7/5 Hi E (Air), SE hi: bad news, facts, "reality". 7/7 – 11 Hi NW, low SE: serious, deadly, and/or diseased. 7/14 – 19 Hi S (Fire), SW hi: extreme heat, elevated risk of volcanic eruptions. 7/20 – 27 Hi W (Water), SW hi: panic, water, and ferocious.

**Nature's Mood Cycles (from Human Perspective)**



**Nature's Mood Cycles - Elemental View**

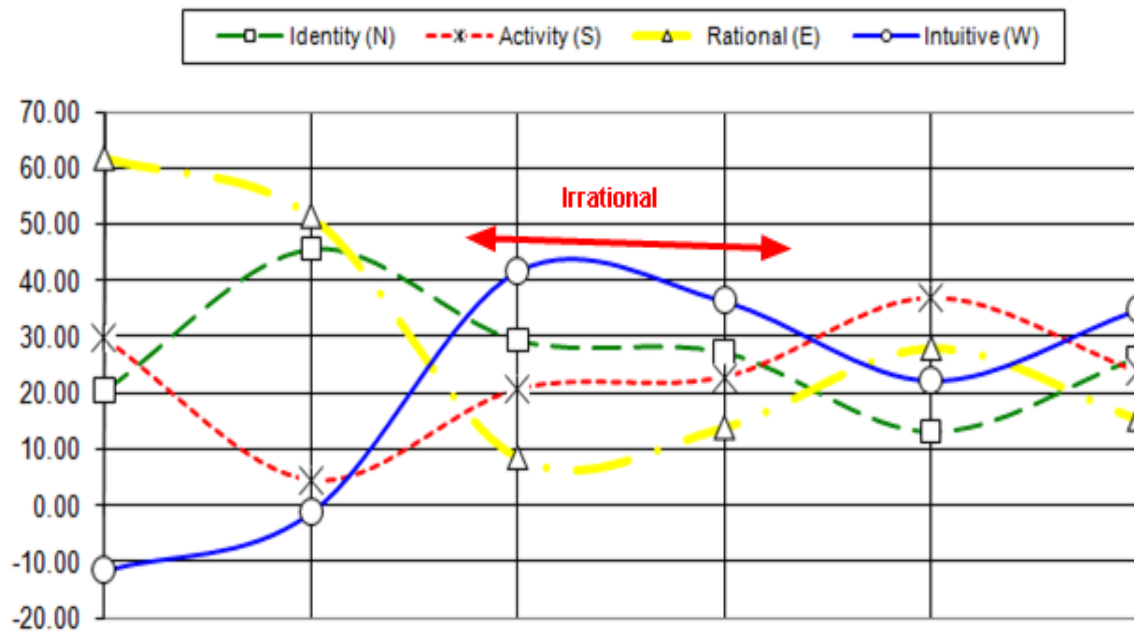
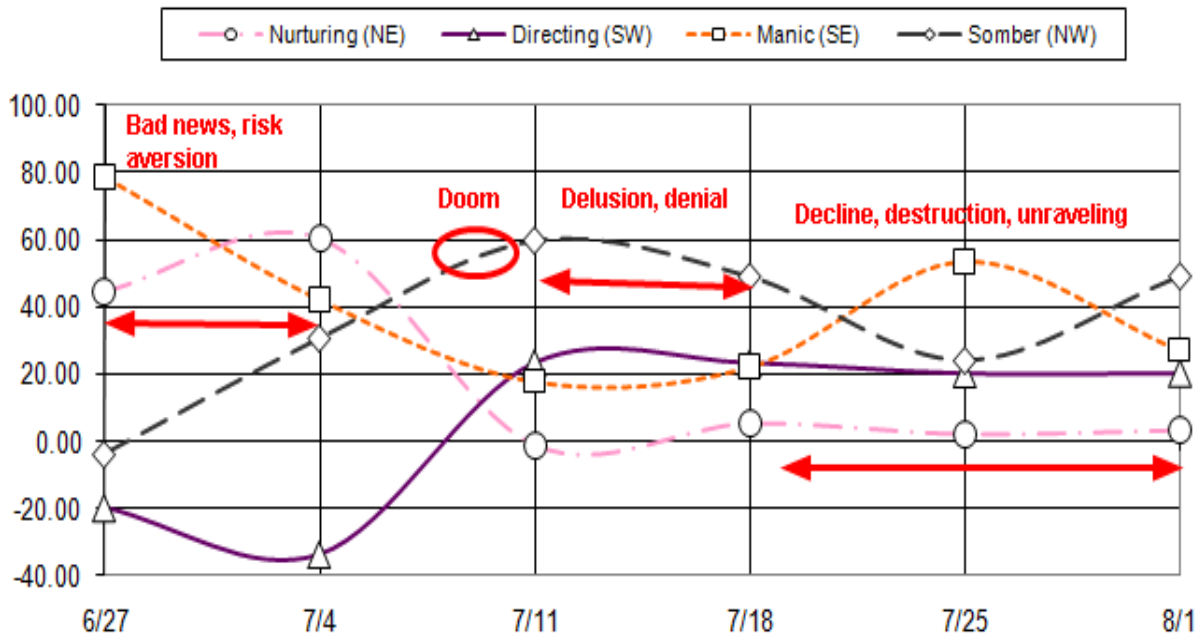


**Global Leaders / Global Context**

**Global Mood - Context for Human Civilization**

6/27 – 7/4 Hi E, SE hi, Hi NE/low SW: Bad news, risk aversion. 7/7-8 Hi Entropy: Destruction, decline. 7/8 -19 Hi W: Emotional, irrational. 7/11 – 18 Hi W, NW hi: Delusion, denial. 7/18 – 31 Hi Entropy: Decline, destruction, unraveling.

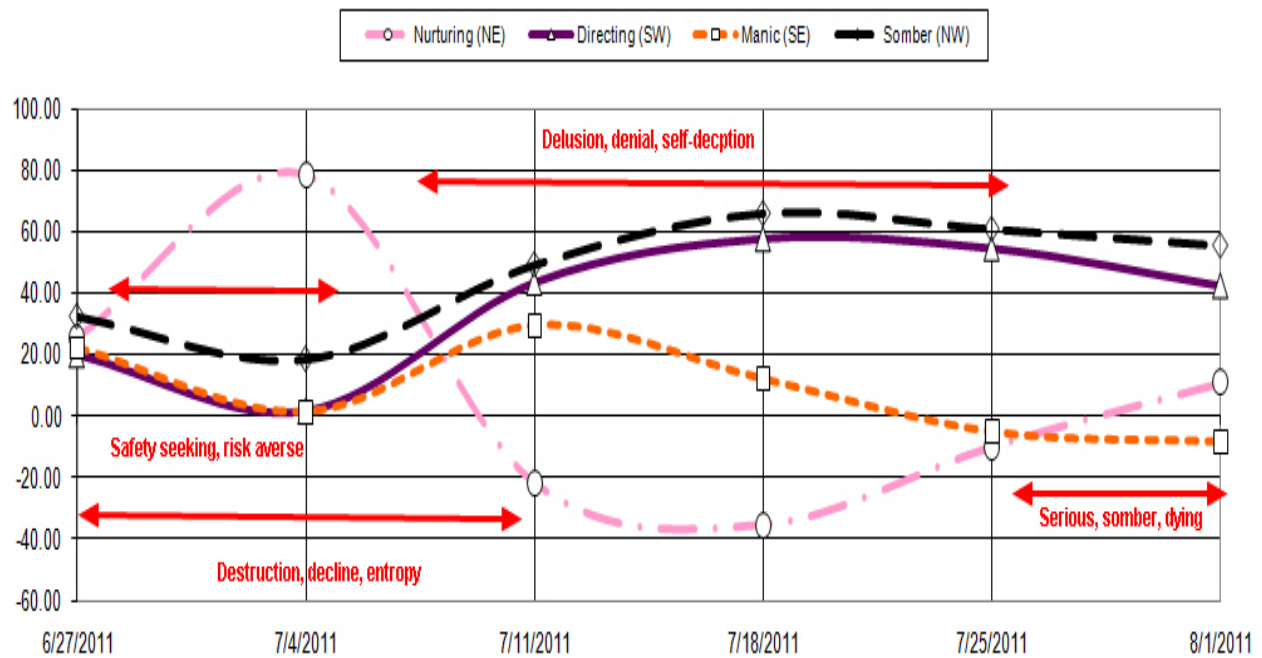
**Global Mood - Context for Human Civilization**



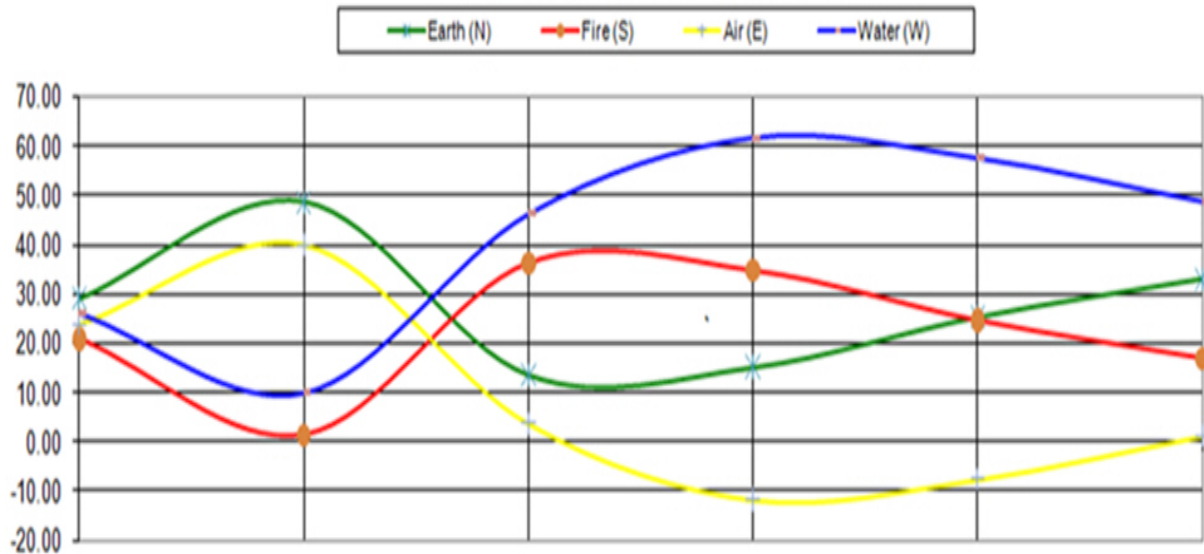
### Human Societies

6/27 – 7/7 Parallel Entropy: Destruction, decline. 6/28 – 7/5 Rising NE: safety seeking, risk averse. 7/7 – 25 Hi W, NW hi: delusion, denial, self-deception. 7/26+ Hi NW, low SE: serious, somber, focus on death and dying or disease.

Mood Cycles for Human Societies

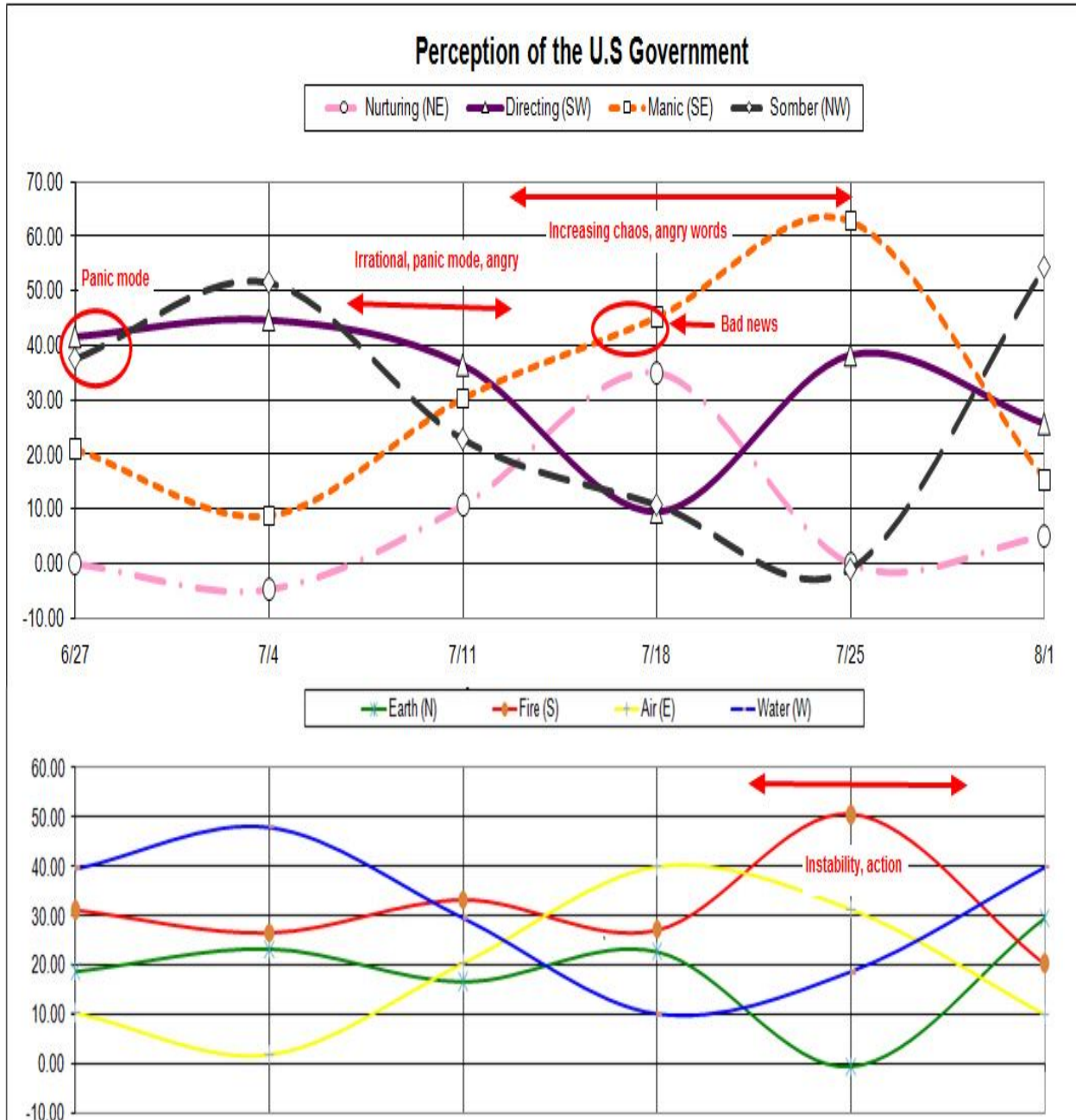


Mood Cycles for Human Societies



**Perception of U.S. Government**

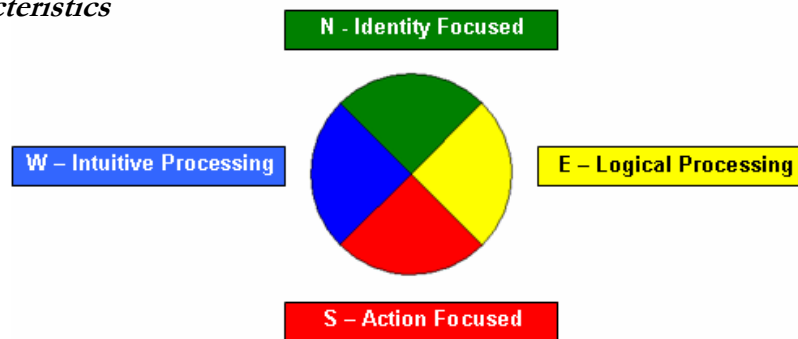
6/27, 28 Hi W, SW hi: Panic mode. 6/29 – 7/5 Hi W, NW hi: Delusional, in denial. 7/6 – 7 Hi W, SW hi: Irrational, panic mode. 7/8 – 11 Hi S: Angry, fighting, into action. 7/12 – 25 Rising SE, declining NW: Increasing chaos, angry words. 7/13 – 18 Hi E, SE hi: Bad news, facts, data. 7/20 – 28 Hi S: Instability, action.



## About MoodCompass

The MoodCompass profiles an entity based on the relative presence of four primary characteristics or of four hybrid characteristics. A profile expressed in terms of primary characteristics weighs the entity's relative focus on identity (north), focus on activity (south), use of intuition (west), and use of logic (east). A profile expressed in terms of hybrid characteristics weighs the entity's relative amount of nurturing behavior (northeast), directing behavior (southwest), manic expression (southeast), and somber expression (northwest). It was named the MoodCompass because the eight characteristics are best viewed in circular relation to one another like points on a compass:

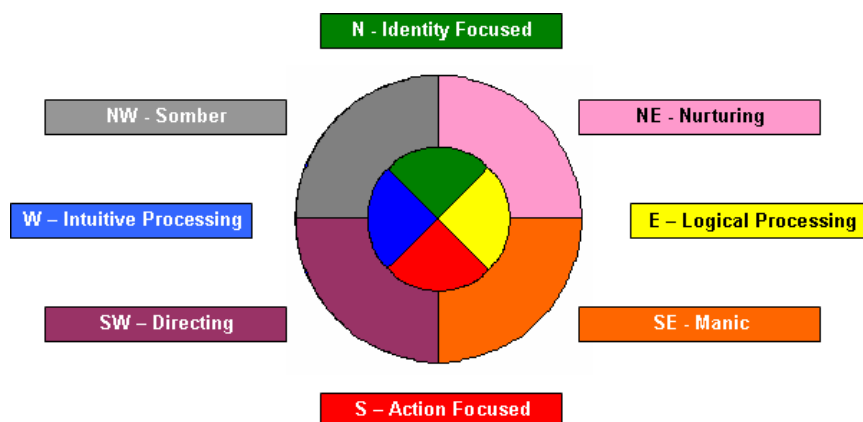
### Primary Characteristics



### Hybrid Characteristics



The two sets of characteristics are inter-related. Each characteristic is a combination of the two that surround it. This relationship can be viewed by embedding a pie chart of the primary characteristics inside a pie chart of the hybrid characteristics: For example, the primary characteristic (W) Intuitive Processing is a combination of the two hybrid characteristics (SW) Directing and (NW) Somber. Likewise, the hybrid characteristic (NE) Nurturing is a combination of (N) Identity Focused and (E) Logic Processing.



**WAIT, THERE'S MORE!****Special Alerts This Month:**

*Serious Flooding and Storm Alert.* Analysis of human perception of nature projected for July 2011 indicates serious storms and flooding especially mid to late July (available on YouTube after July 1).

**For further Information:**

**Nature Cycles and Maps:** The nature cycles and maps for the current month can be found online at: <http://anewstory.org/earth.htm>.

**Research and Methodology:** For more information on our research and methodology, please see: <http://anewstory.org/research.pdf>.

**The OneWheel Paradigm:** If you are interested in learning more about the holistic OneWheel paradigm and how it might be applied toward transitioning to a sustainable society, please see <http://anewstory.org/onewheelinfo.htm>.