

MOODCOMPASS[®]
SNAPSHOTS OF THE MOOD CYCLES OF
NATURE AND CIVILIZATION

All Sink or Swim Together
August 2011

Highlights: Denial continues by global leaders and general public ·
U.S. government crisis, push for leadership · Social agitation
and increasing risk of violent outbreaks · In Nature: Strong
storms, excessive heat, and fires.

Published July 30, 2011
© 2011 A New Story Foundation

<http://www.anewstory.org>

ALL SINK OR SWIM TOGETHER

Wall Street has been hanging in there, while more lose jobs and have trouble making ends meet. Resource shortages are becoming significant for a growing number of people in the world. The U.S. government has been playing an odd mix of hot potato and Russian roulette. While the immediate U.S. debt crisis will be resolved one way or another, the debt of overconsumption continues to run up to frightening levels, causing earth systems to become less able to support our destructive habits. The lack of balance between the “haves” and “have-nots,” and between what we take and give back to our planet, our only home, will not continue to remain unreconciled indefinitely. The teetering of the scales are beginning to become apparent.

HIGHLIGHTS

Socioeconomic and Geopolitical events:

There are three major periods indicated for August--

August 2 - 8 **Delusion and Denial.** The U.S. government is in crisis mode. Emotions are high and lawmakers appear quite irrational. Global leaders are seen as delusional or in denial of the seriousness of the situations facing the world. The general public is likewise delusional or in denial.

August 9 - 15 **Panic.** Global leaders are seen as in panic mode or causing panic themselves. People are generally angry and restless. There is a heightened risk of violent episodes. The U.S. government experiences some type of breakdown.

August 16 - 31 **Transformation.** The global context after this period should be distinctly different from what went before it.

August 18 - 24 **U.S. Crisis** A significant push by U.S. government leadership. U.S. government in crisis mode; scrambling to get things done.

August 25 – 31 **Turning the Page.** U.S. government moves on to the next chapter. People feel stuck and worried about an economy that is in decline or stagnant at best.

Global natural events:

August 1 – 4 **Lacking, sick and hot.** Watch for more news stories of drought, famine, and heat.

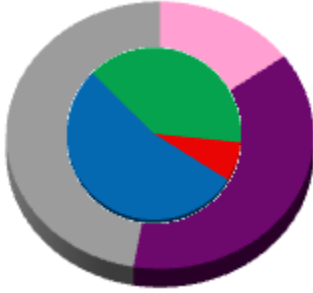
August 5 – 16 **Water and panic.** Look for rain, storms, and nature-related panic.

August 17 – 26 **Hot, destructive, and stormy.** Watch for excessive heat, lightning, nature-related chaos, and fires.

August 27 – 31 **Active, hot.** Heat continues. Occasional storms. Elevated risk of volcanic eruption.

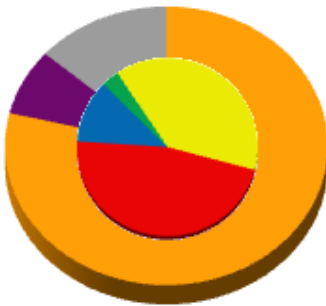
The charts, maps, and notes on the following pages were used in the analysis for the timeline and any alerts that may have been published separately. They are included here for those interested in the technical details behind our analysis.

AUGUST 2011



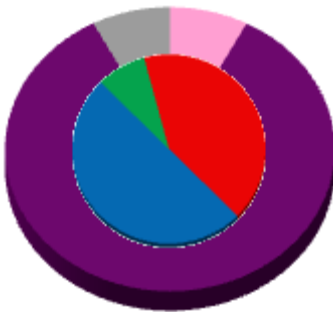
Global System – Irrational, erratic, hurting. The global system is experiencing a transformation. Global leaders are irrational. Resource scarcity is becoming a broader concern.

(Mood factors: NW+, SW, SE-, W+, N, E-)



Human Societies – Edgy, confused, hungry, sick. People are feeling empty and disillusioned with the establishment; increasing numbers are barely getting by. People see growing problems, but nothing substantial being done to solve them. Violent episodes are increasingly likely.

(Mood factors: SE+, NE-, S+, E, N-)



U.S. Government – Irrational, really trying hard to lead. The government is perceived to be highly irrational in its decision making process. There is a push to show leadership at home and abroad, but its effectiveness is questionable.

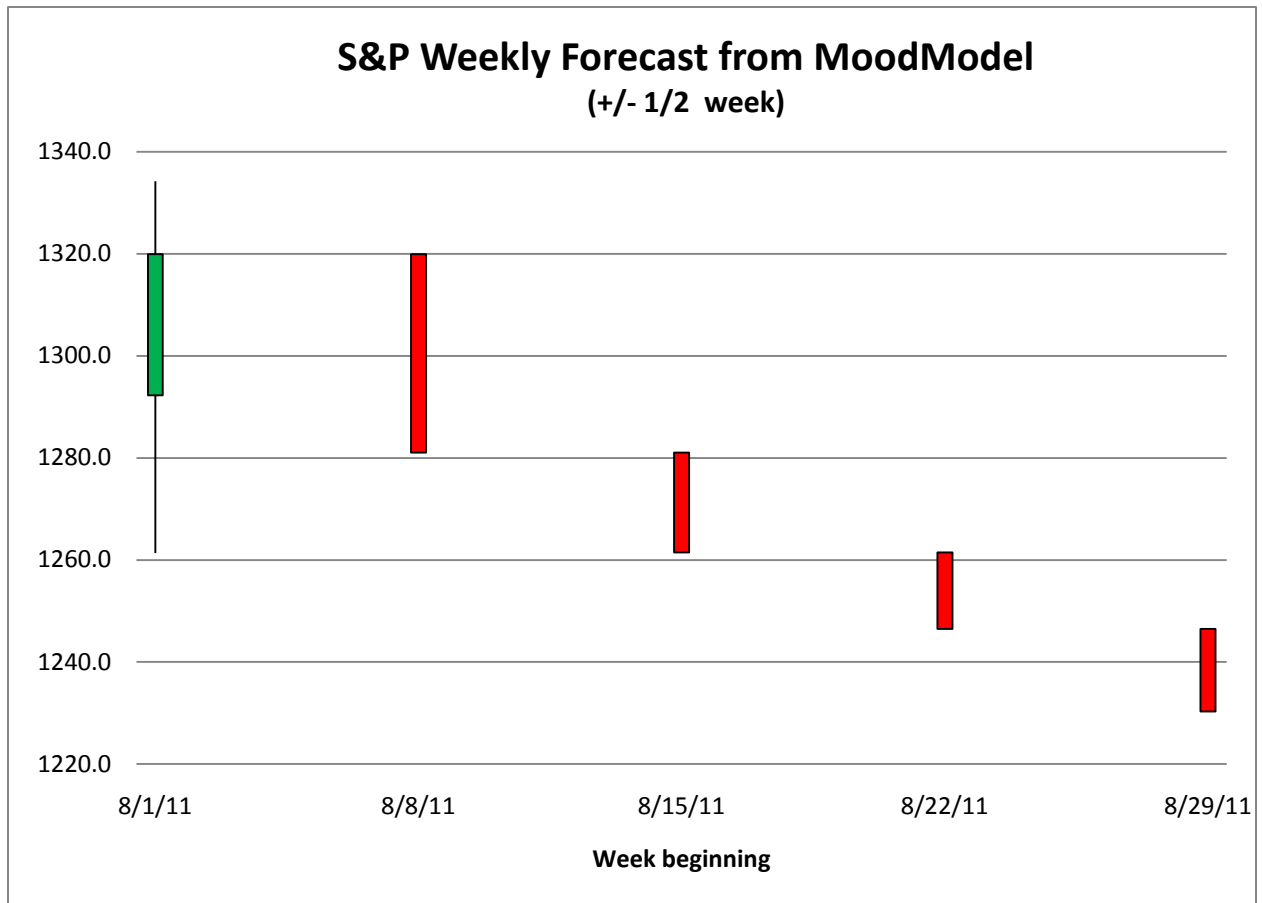
(Mood factors: SW+, SE-, W+, S, E-)



Nature – Hot, Stormy, Lacking. High energy in the system for heat waves and storms. Increased risk of cyclones, earthquakes, volcanic activity, famine, and injuries due to natural events. Nature is NOT NICE.

(Mood factors: SE+, SW, NE-, S+, N-)

The stock market should be on the defensive though most of August, especially once the spell of denial begins to crack early in the month.

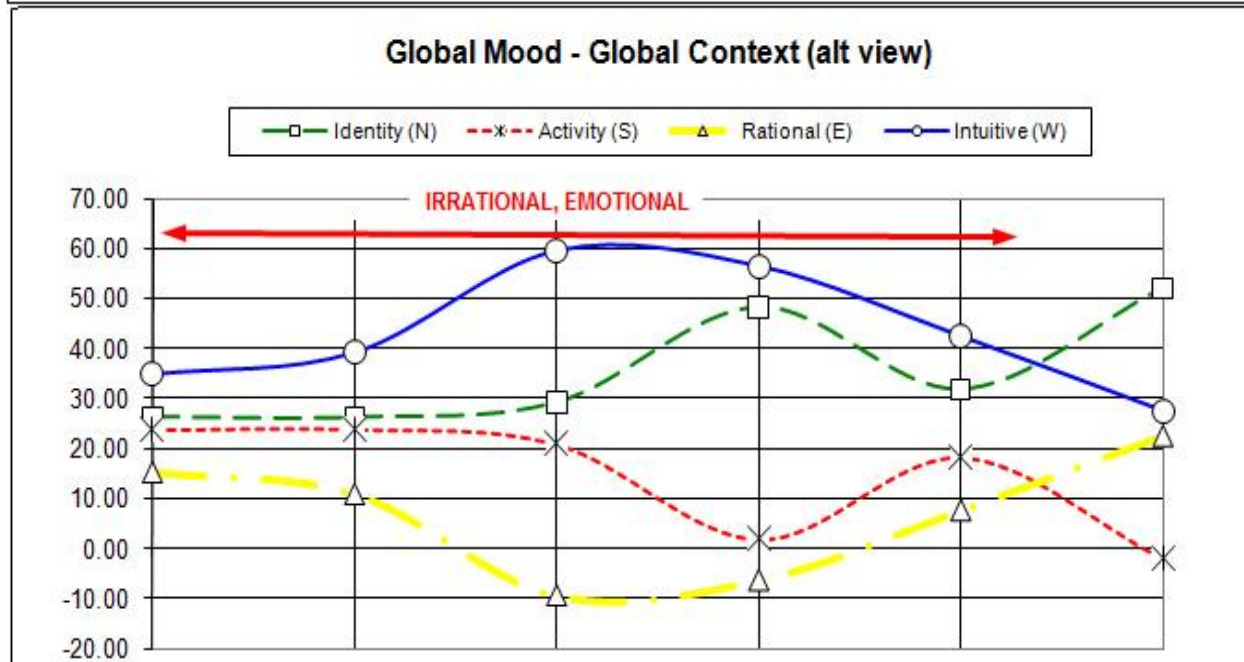
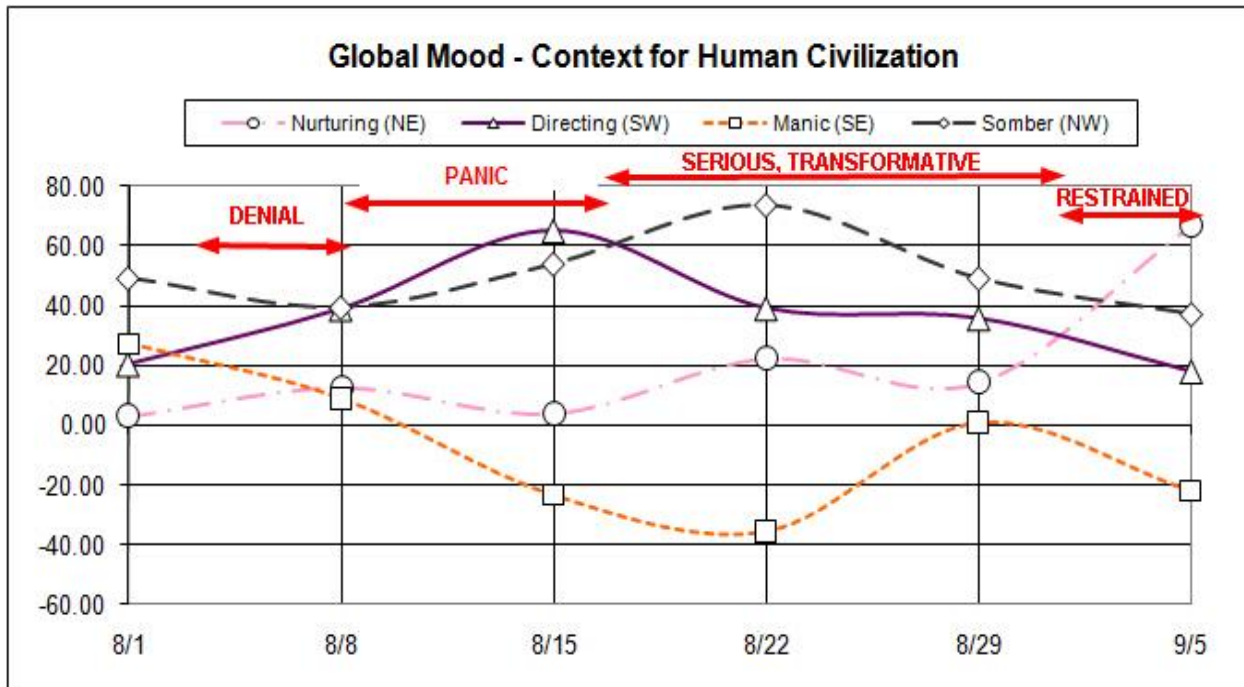


The above chart displays the output of a model that converts the values and relationships of the Moodlines on page 6 into a stock market forecast.

August 2011

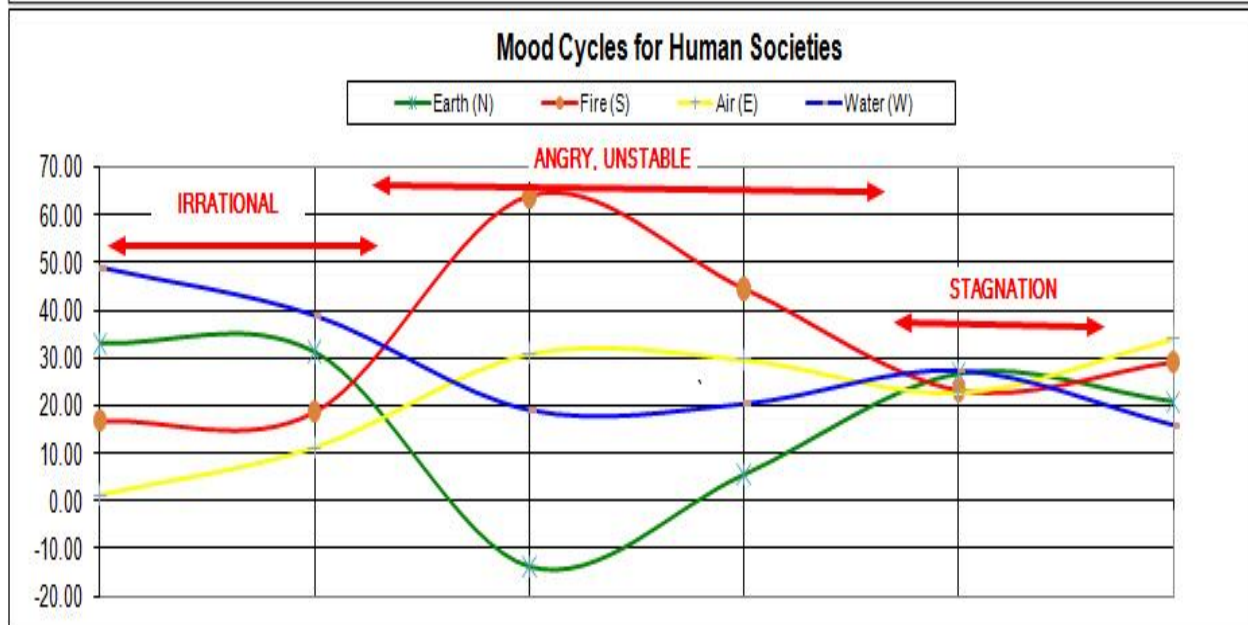
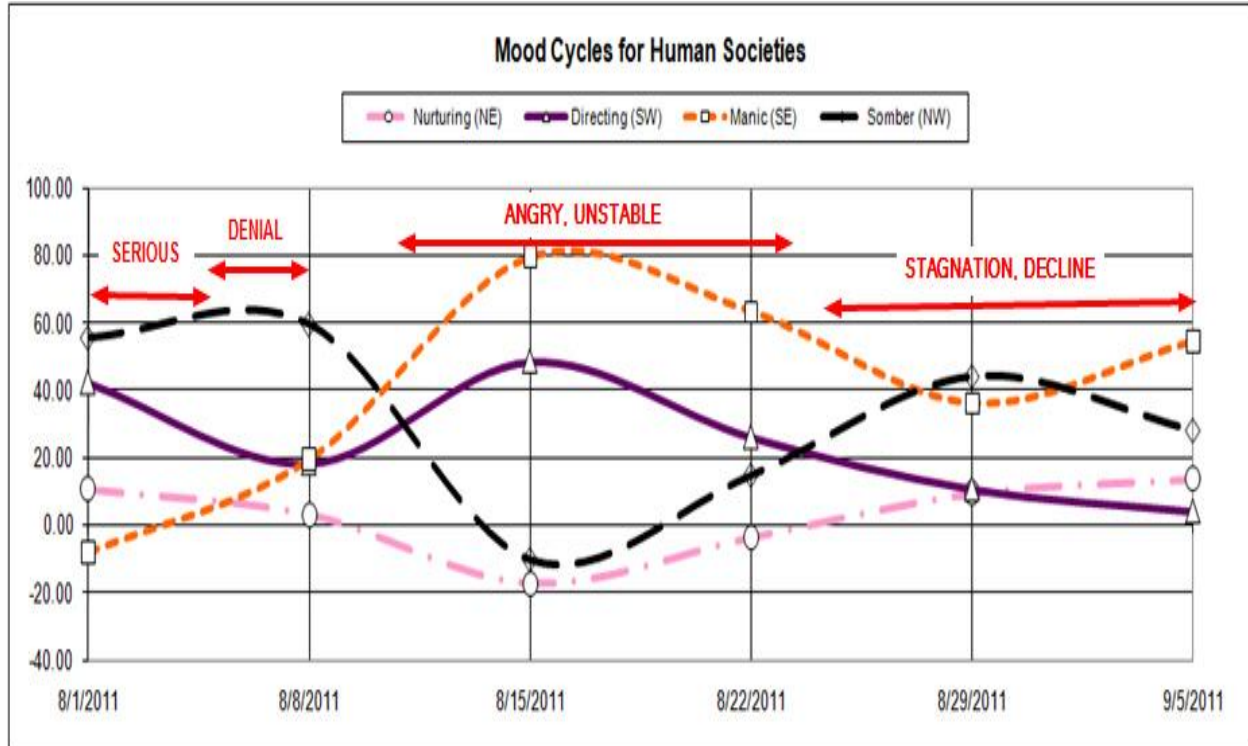
Global Leaders / Global Context

– 8/1 Hi Entropy: Decline, destruction, unraveling. 8/2 – 8 Hi W, NW hi: Global leaders are seen as delusional or are in denial of the seriousness of the situations facing the world. 8/9 -15 Hi W, SW hi: Panic mode. Global leaders are seen as either causing panic or in panic mode themselves. 8/16 – 31 Hi NW, low SE: Transformation. The global context after this period is distinctly different from what went before.



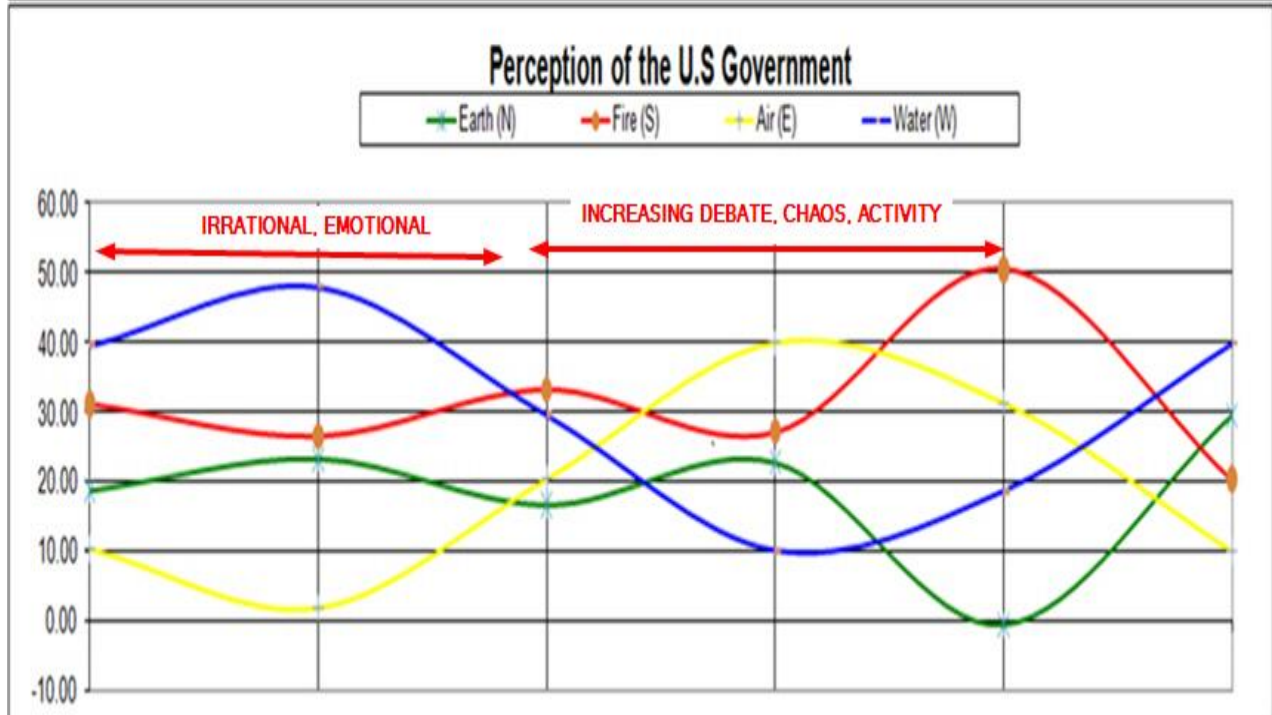
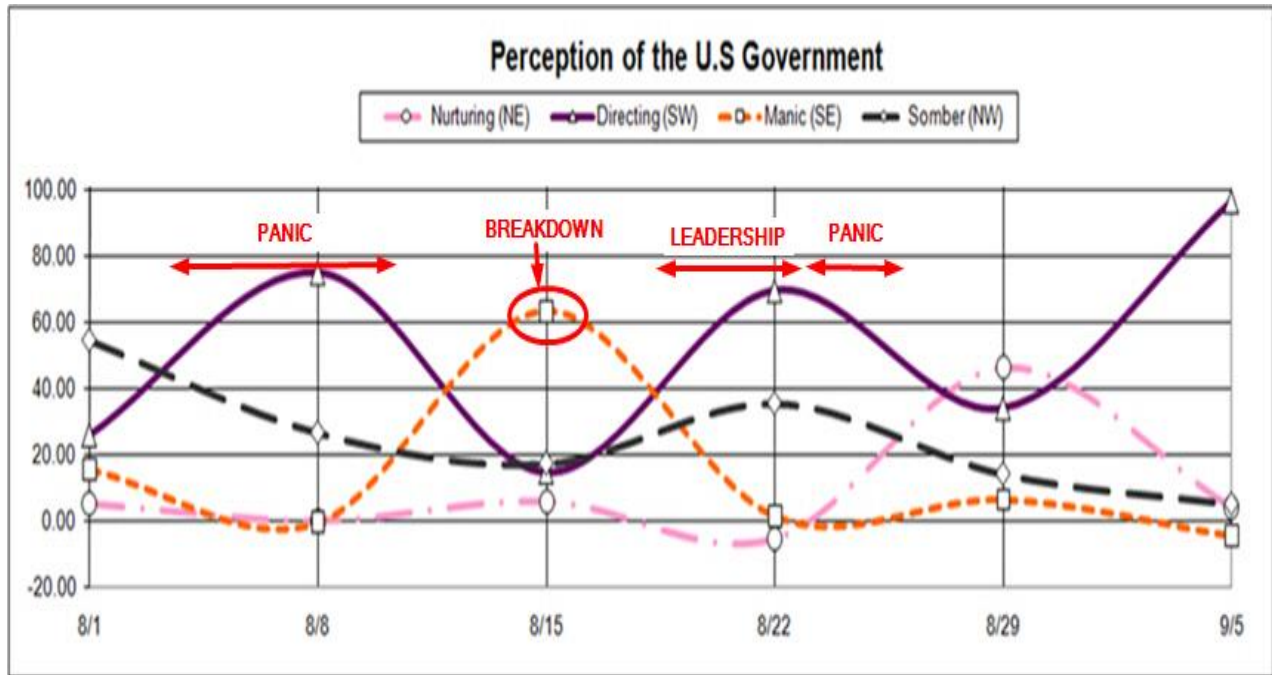
Human Societies

- 8/2 Hi NW, low SE: serious, somber, focus on death and dying or disease. 8/3 – 8 Hi W, NW hi: Denial. The general public is deluded or in denial of how serious the situation is. 8/9 – 23 Hi S, SW hi: People are generally angry and restless. Heightened risk of violent episodes. 8/24 – 31 Contraction, entropy hi: People feel stuck and worried about an economy that is in decline or stagnant at best.



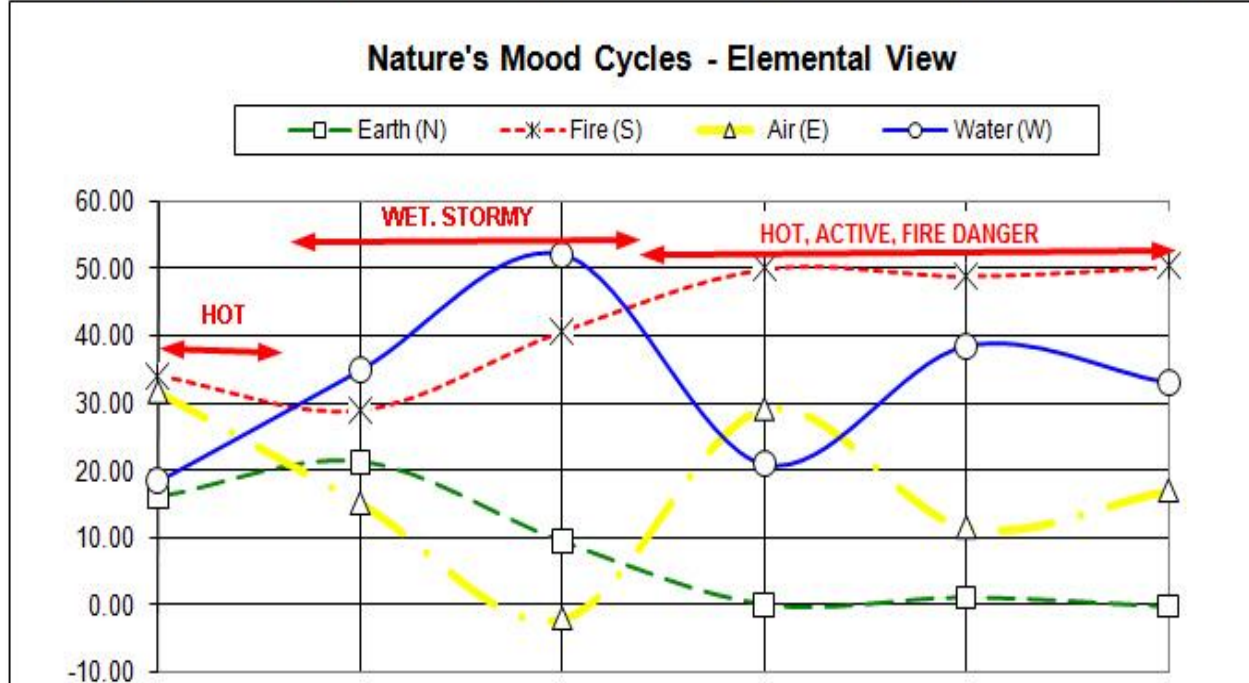
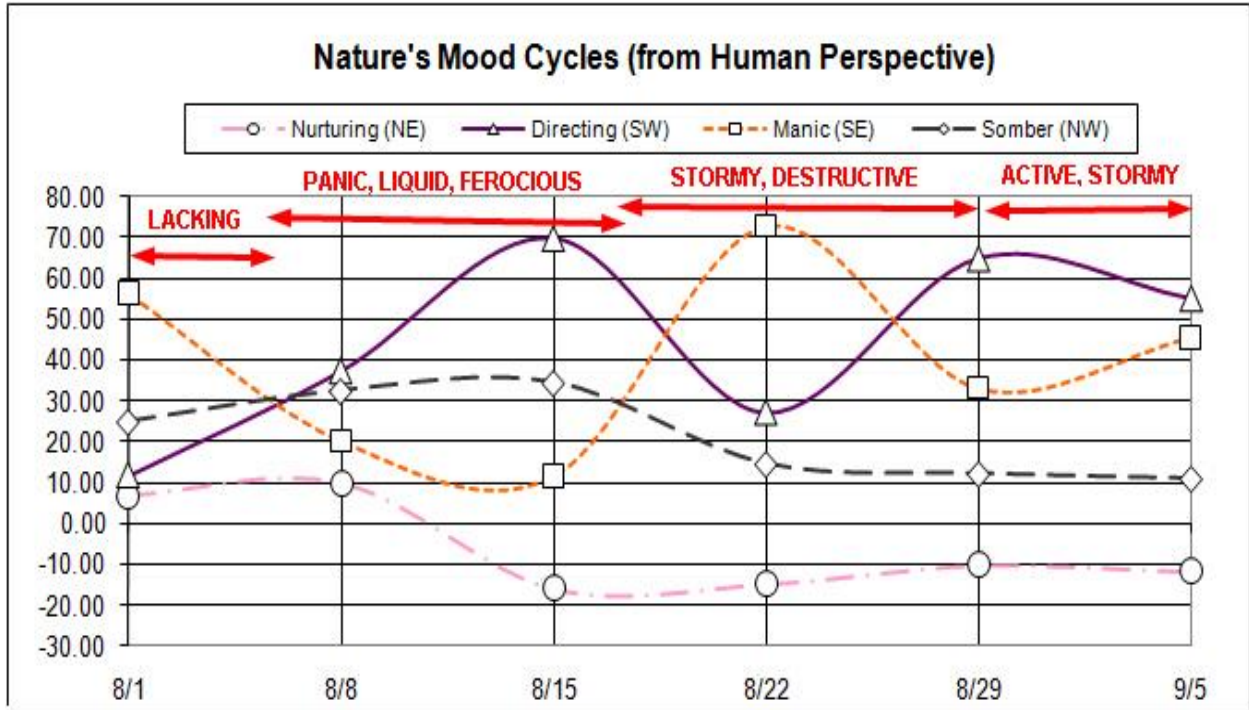
Perception of U.S. Government

-8/2 HI W, NW hi: Appears delusional or in denial. 8/3 – 8 Hi W, SW hi: U.S. government in panic mode or causing panic. Emotions are high. Lawmakers appear highly irrational. 8/12 -16 Hi entropy, SE hi: A breakdown of some type. 8/18 -24 Hi W, SW hi: A significant push by government leadership. Crisis mode. Government either in panic mode or causing panic—scrambling to get things done. 8/25 – 31 Hi Phi: A new beginning. U.S. government is on to the next chapter.

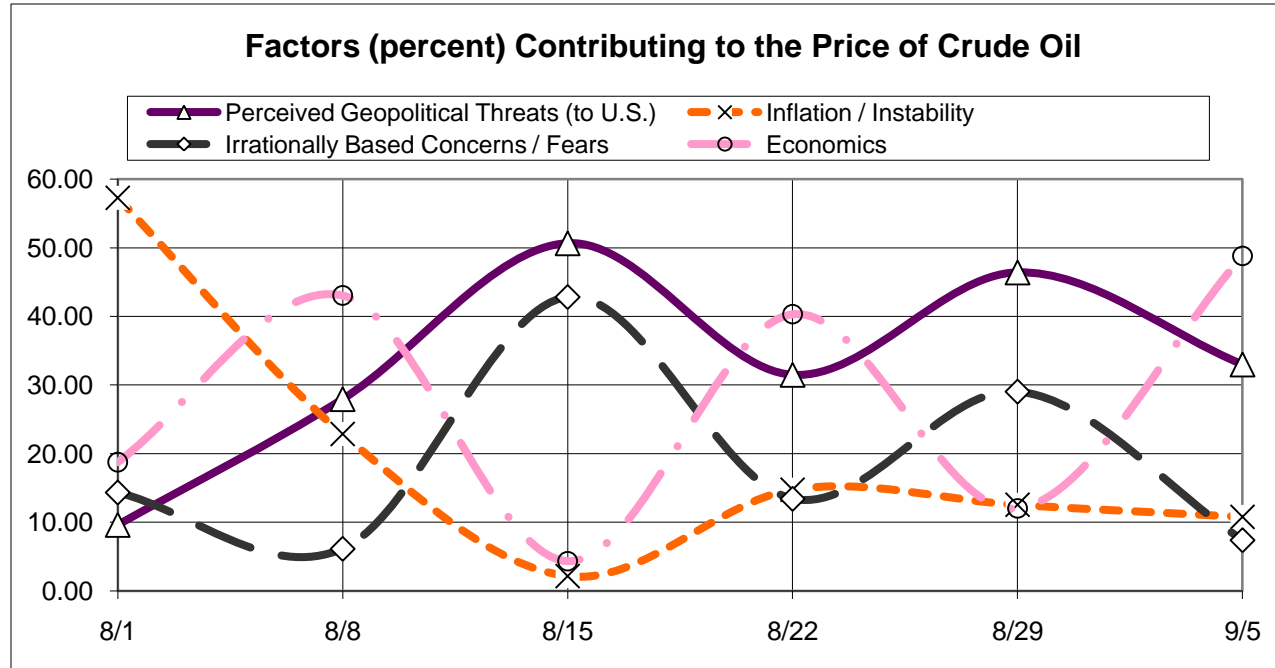


Human Perception of Nature

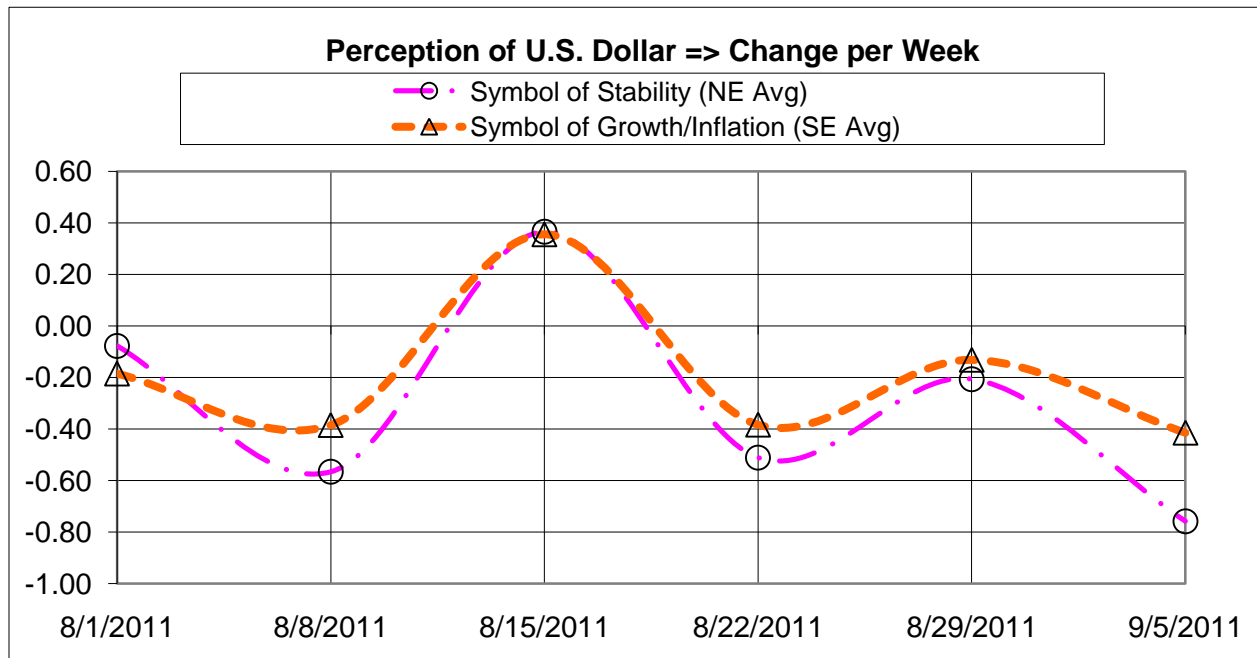
8/1-4 Hi entropy, SE hi: Lacking, watching for stories of drought, famine, and more heat. 8/5-16 Hi W, SW hi: Rain, storms, nature causing panic. 8/17 – 26 Hi S, SE hi: Destructive, heat, fires, lightning, storms. 8/27 – 31 Hi S, SW hi: Nature is active, hot. Look for occasional storms and continued heat. Elevated risk of volcanic eruption.



Commodities: General uncertainty is the primary influence on commodity prices through 8/3. Economic issues are in the forefront 8/4 – 9, 8/19 – 23, and as September begins. There is a strong surge in geopolitical concerns 8/9 – 18, and again 8/24 – 31 (Note: this could also reflect weather-related events).



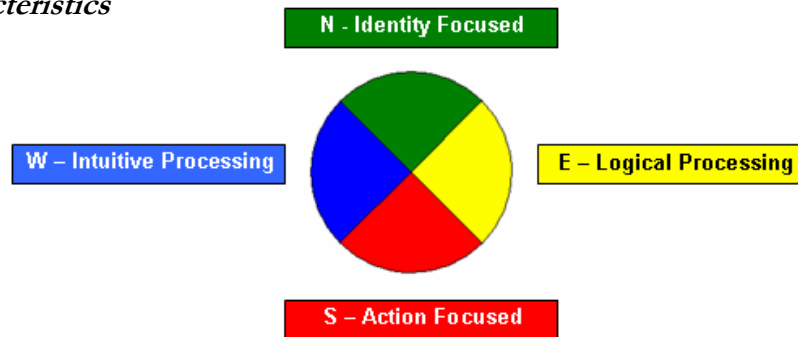
Currency: U.S. Dollar should have a difficult time retaining value against other currencies. Geopolitical issues may provide some support (i.e. near 8/10 – 17).



About MoodCompass

The MoodCompass profiles an entity based on the relative presence of four primary characteristics or of four hybrid characteristics. A profile expressed in terms of primary characteristics weighs the entity's relative focus on identity (north), focus on activity (south), use of intuition (west), and use of logic (east). A profile expressed in terms of hybrid characteristics weighs the entity's relative amount of nurturing behavior (northeast), directing behavior (southwest), manic expression (southeast), and somber expression (northwest). It was named the MoodCompass because the eight characteristics are best viewed in circular relation to one another like points on a compass:

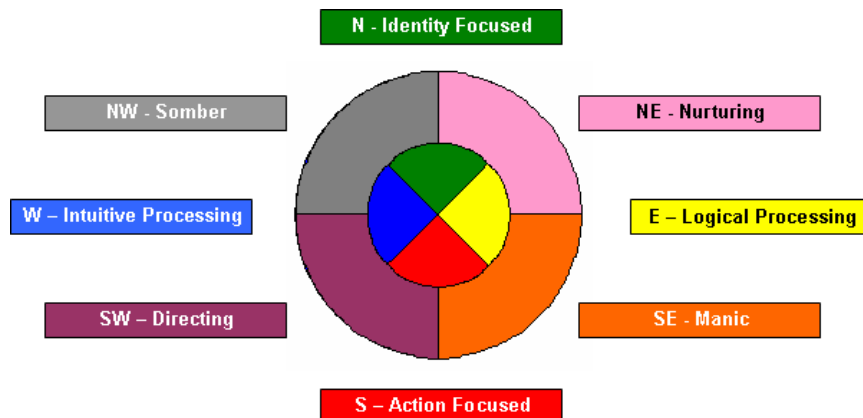
Primary Characteristics



Hybrid Characteristics



The two sets of characteristics are inter-related. Each characteristic is a combination of the two that surround it. This relationship can be viewed by embedding a pie chart of the primary characteristics inside a pie chart of the hybrid characteristics: For example, the primary characteristic (W) Intuitive Processing is a combination of the two hybrid characteristics (SW) Directing and (NW) Somber. Likewise, the hybrid characteristic (NE) Nurturing is a combination of (N) Identity Focused and (E) Logic Processing.



WAIT, THERE'S MORE!**Videos This Month:**

We're in Hot Water. Analysis of human perception of nature projected for August 2011 indicates nature is hot, stormy, and panic-causing (available on You Tube <http://www.youtube.com/watch?v=Q0xVtZQ8SIU>). Children's pictures illustrate this month's themes.

E. Asia War Risk. Analysis of changes in collective mood and perception indicate an increased risk of military escalation in East Asia late August through October 2011. <http://www.youtube.com/watch?v=dTtd7SZqURM>

For further Information:

Nature Cycles and Maps: The nature cycles and maps for the current month can be found online at: <http://anewstory.org/earth.htm>.

Research and Methodology: For more information on our research and methodology, please see: <http://anewstory.org/research.pdf>.

The OneWheel Paradigm: If you are interested in learning more about the holistic OneWheel paradigm and how it might be applied toward transitioning to a sustainable society, please see <http://anewstory.org/onewheelinfo.htm>.